



SECTION 11 COMMUNITY NESTS

IN THIS CATALOG SECTION

PAGE NUMBER	CONTENTS
11-02 - 11-03	Standards
11-04 - 11-07	Quotation Planner



SECTION 11 COMMUNITY NESTS

STANDARD	AMERICAN HUMANE	UEP
Floor Space square inches required	<ul style="list-style-type: none"> 1.2 sq. ft. if perching available (brown) 1.0 sq. ft. if perching available (white) 	<ul style="list-style-type: none"> Same, except if no perching, then 1.5 sq. ft. per hen Nest space doesn't count in floor space
Nest Space square inches required brown or white	<ul style="list-style-type: none"> 1 sq. ft. of space per 11 hens (10.76 sq. ft. per 120 hens) Entry ramp or perch and nest pads or 2" - 4" clean substrate 	<ul style="list-style-type: none"> 9 sq. ft. of nest space per 100 hens Suitable floor and clean substrate
Perches linear feet required	<ul style="list-style-type: none"> 6" per hen Slatted floor may be used at the rate of .5 sq. ft. (72 sq. in.) per hen 	<ul style="list-style-type: none"> 6" per hen Slatted floor may be used at the rate of .5 sq. ft. (72 sq. in.) per hen
Location	<ul style="list-style-type: none"> Not directly over each other - birds below not to get soiled Over feed trough discouraged but allowed if centered - no droppings in trough Over water nipples discouraged but allowed At least 12" from a wall 20% of linear perches must be over 16" above floor Perch must have at least .5" gap on either side 	<ul style="list-style-type: none"> Not directly over each other - birds below not to get soiled Over feed trough discouraged but allowed if centered - no droppings in trough Over water nipples discouraged but allowed At least 12" from a wall 20% of linear perches must be over 16" above floor Perch must have at least .5" gap on either side Hens able to wrap toes Perch height not over 39" from floor
Watering Nipple Bell Trough	<ul style="list-style-type: none"> 1 per 10 hens - minimum 2 1 per 100 hens - minimum 2 2" linear space per hen 26' maximum distance to feed anywhere in house 	<ul style="list-style-type: none"> 1 per 10 hens - minimum 2 1 per 100 hens - minimum 2 1" linear space per hen 26' maximum distance to feed anywhere in house



SECTION 11 COMMUNITY NESTS

STANDARD	AMERICAN HUMANE	UEP
Lighting	<ul style="list-style-type: none"> • minimum 8 hours of light • minimum 6 hours of darkness • minimum of 10 lux (.9xft candles) 	<ul style="list-style-type: none"> • .5xft candle minimum
Multi-Tier System Tier Separation	<ul style="list-style-type: none"> • 17.7 inches (45 cm) clear head height • 39.6 inches (100 cm) floor to next tier • 31.5 inches (80 cm) minimum distance • 79.2 inches (200 cm) maximum distance between tiers • 45 degree maximum dissention for hens, arrange tiers accordingly 	<ul style="list-style-type: none"> • 1.6 feet minimum and 3.3 feet maximum • If over 2.6 feet min between tiers then must be at least 6.6 feet between tiers • 2.6 feet maximum distance between tiers • 45 degree maximum descent for hens, arrange tiers accordingly
Litter	<ul style="list-style-type: none"> • 15% minimum of total floor space 	<ul style="list-style-type: none"> • 15% minimum of total floor space
Ventilation	<ul style="list-style-type: none"> • Ammonia not to exceed 25 ppm 	<ul style="list-style-type: none"> • Ammonia normally less than 10 ppm and rarely over 25 ppm
Organic	<ul style="list-style-type: none"> • 2 square feet per hen outdoor run for at least 5% of the flock • Opening to run size of >13.8" high by 15.8" wide (35 cm x 40 cm) with 6' per 1000 hens 	<ul style="list-style-type: none"> • Must meet above plus National Organic Program Standards Board
Effective Date	Date Certified	1/1/2013



Community Nest House Quotation Planner

Updated 04/15/2010; DKA

REQUIRED INFORMATION (dka 10/3/2013)

Requested by: _____
 Customer: _____
 Contact Name: _____
 Location (City): _____
 (State, Country) _____
 Dealer/Distributor: _____

Day (XX)/Month (XX)/Year (XXXX)
 Date: _____
 Contact Numbers: _____

 Dealer Sales Rep: _____

ph
 fax
 cell
 email

House Information

House dimensions (INTERNAL): L 200 x W 35 x H (Sidewall) 8 ft (ft, m)
 Truss Style: _____ (OPEN, SCISSORS, TRADITIONAL) H (Center/Highest Point) 8
 Electrical power supply: 3PH 60HZ 240V; Control 120V Bird type: Layer (Brown)
 Number of birds/house: 4,200 birds Number of houses (per shipment): 1
 Number of birds/Nest: 70 @ 13.56 sq. in. [nest space]/bird (87.49 sq. cm [nest space]/bird)
 Nest size: 47.8" wide x 19.85" Nest Style: Slant Top (Slant Top, Flat Top)

Floor mounted (w/ legs) or high-rise (w/o legs): Floor Collection table: Yes (YES, NO)
 Length of transition from the end of the nest frame to the egg belt drive: 1 ft (1, 2, 4, 6)
 Option for High-rise nest selection only; egg belt drive with legs: Yes (YES, NO)
 Egg belt control(s): With (WITH, WITHOUT) Trays: With (WITH, WITHOUT)

Val-Co's Guidelines for Nest Space/Bird (Breed Management Guidelines, supersede Val-Co Guidelines): Commercial Layers/Lite Breeders - 11.2 sq. in./bird (85 birds/nest); Broiler Breeders - 13.6 sq. in./bird (70 birds/nest)

Nest row 1 length: 121 ft (36.9 m) Number of birds/row: 4,200 birds, Layer (Brown)

Double Nest	Cross over	Nest Section	Cross over	Nest Section	Cross over	Nest Section	Cross over	Nest Section	Cross over	Nest Section	Cross over	Nest Section
# of 4' sections		30										
continued												
continued												

Slats in front of nest with Slat Supports (floor mounted nest): 9 ft (3, 6, 9, 12)
 Flat or angled slat surface: Angled (Flat, Angled) Winchable slats: No (YES, NO)
 Leg Length: 18 inches (Recommended Leg Length: 24.75 inches)

Nest row 2 length: 0 ft (0 m) Number of birds/row: - birds, Layer (Brown)

	Cross over	Nest Section	Cross over	Nest Section	Cross over	Nest Section	Cross over	Nest Section	Cross over	Nest Section	Cross over	Nest Section
# of 4' sections												
continued												
continued												

Slats in front of nest with Slat Supports (floor mounted nest): _____ ft (3, 6, 9, 12)
 Flat or angled slat surface: _____ (Flat, Angled) Winchable slats: _____ (YES, NO)
 Leg Length: _____ inches (Recommended Leg Length: 18 inches)



Community Nest House Quotation Planner

Updated 04/19/2010; DKA

Nest row 3 length: 0 ft (0 m) Number of birds/row: - birds, Layer (Brown)

	Cross over	Nest Section	Cross over	Nest Section	Cross over	Nest Section	Cross over	Nest Section	Cross over	Nest Section	Cross over	Nest Section
# of 4' sections												
continued												
continued												

ft (3, 6, 9, 12)

Flat or angled slat surface: (Flat, Angled) Winchable slats: (YES, NO)

Leg Length: inches (Recommended Leg Length: 18 inches)

Floor space/bird (less nests): 1.52 sq. ft./bird (0.141 sq. m./bird) **Verify that the floor space is acceptable**

Birds/Floor space (less nests): 0.66 birds/sq. ft. (7.1 birds/sq. m.)

Follow Breed Management and/or Integrator Guidelines; According to the UEP Animal Husbandry Guidelines for U.S. Egg Laying Flock 2010 Edition: "a minimum of 1.5 sq. ft. per hen must be allocated to allow normal behavior. In a house with perching/roosting area over a droppings pit/belt, the minimum space can be 1.2 sq. ft. for Brown Egg Layers and 1.0 sq. ft. for White Leghorns."

Slat Color: White (White, Grey, Black)

Lattice end kits for Val-Co supplied slats and slat supports: One End (None, One End, Both Ends)

Slats

Information below for slats for high-rise or customer supplied supports ONLY

Type of Slat: (2x3 ft [can be either screwed down or supported via rails, must be supported every 2'])

Slat supports direction: (Down Length, Across Width) Length of slatted area: ft

Type of slat supports: (Fiberglass Beam (20'), Wood (Supplied by others))

With or Without Beams, for slat supports running the length of the barn (Fiberglass Beams ONLY): W/ Beams Along Walls, W/O Beams Along Walls

Anticipated cut length of fiberglass beams, slat supports DOWN THE LENGTH ONLY (the number of fiberglass beams is going to be determined based off the cut length, direction of the slat supports, and the area that is to be slatted): ft

Screws for slats: (YES, NO) High-rise Frame Floor Application: (YES, NO)

User defined width of slatted area 1:	<u> </u> ft	Width slats will cover, for area 1:	<u>0</u> ft
User defined width of slatted area 2:	<u> </u> ft	Width slats will cover, for area 2:	<u>0</u> ft
User defined width of slatted area 3:	<u> </u> ft	Width slats will cover, for area 3:	<u>0</u> ft
User defined width of slatted area 4:	<u> </u> ft	Width slats will cover, for area 4:	<u>0</u> ft
User defined width of slatted area 5:	<u> </u> ft	Width slats will cover, for area 5:	<u>0</u> ft
User defined width of slatted area 6:	<u> </u> ft	Width slats will cover, for area 6:	<u>0</u> ft

	Lgth 1	Lgth 2	Lgth 3	Lgth 4	ft	Val-Co Fiberglass Cut Recommendation			
Cut length of Fiberglass Beams f/ area 1:					ft	0	0	0	0
Cut length of Fiberglass Beams f/ area 2:					ft	0	0	0	0
Cut length of Fiberglass Beams f/ area 3:					ft	0	0	0	0



Community Nest House Quotation Planner

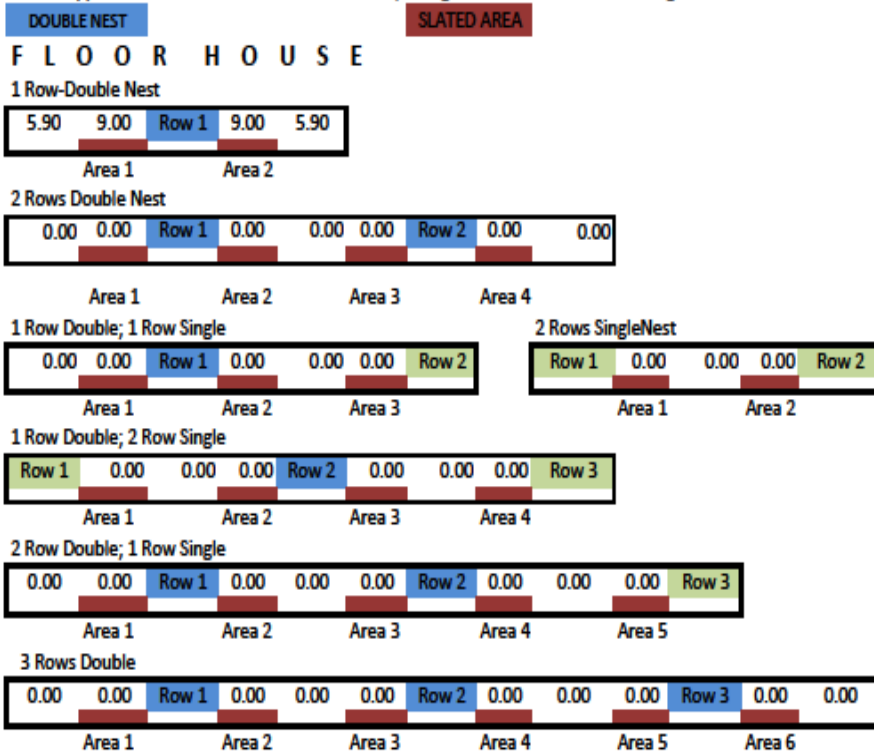
Updated 04/19/2010; DKA

Cut length of Fiberglass Beams f/ area 4:					ft	0	0	0	0
Cut length of Fiberglass Beams f/ area 5:					ft	0	0	0	0
Cut length of Fiberglass Beams f/ area 6:					ft	0	0	0	0

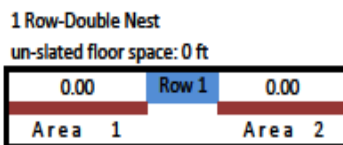
Show the number of 20' fiberglass beams

Area 1	Area 2	Area 3	Area 4	Area 5	Area 6
<input type="text" value="0"/>	<input type="text" value="0"/>	<input type="text" value="0"/>	<input type="text" value="0"/>	<input type="text" value="0"/>	<input type="text" value="0"/>

NOTE: The integrity of the slat will change if they are cut and will be viewed as a modification of the product; it may create an UNSAFE condition and void the warranty of the product, keep this in mind when you determine the width(s) that you require, the slat that is selected, and the direction of your slat supports. If the slats are supported by fiberglass beams the span between supports of the beams CANNOT EXCEED 10'; fiberglass beams can be cut to length.




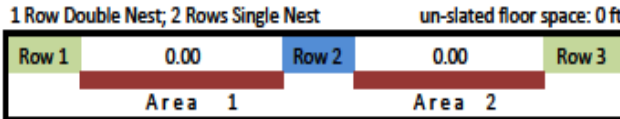

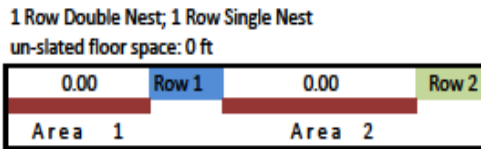
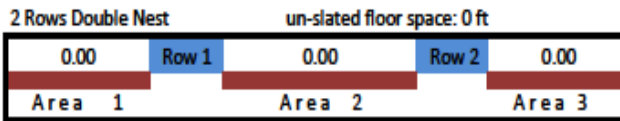
H I G H - R I S E H O U S E





Community Nest House Quotation Planner

Updated 04/15/2010; DKA



If a length is not entered into the "Length of slated area" field the house length will be used. If widths are not entered into the "User defined width of slated area" field(s) the house width will be used less the nest divided by two times the number of nest rows.

Toll-free: 1-800-99VALCO
Phone: (+1) 419-678-8731
Fax: (+1) 419-678-2200



Page 11-08
COMMUNITY NESTS
Effective July 20, 2022

This page left intentionally blank