



SECTION 03 SCALES

IN THIS CATALOG SECTION

PAGE NUMBER	CONTENTS
03-02	Mechanical Spinks Bin Scales & Controls
03-03	Weigh Bins & Weigh Bin Fill Systems
03-04 thru 03-07	Load Cell Weigh System
03-08	Mechanical Spinks Bin Scales & Controls
03-09	SENTINEL Broiler Scale
03-10	SENTINEL Breeder Scale
03-11	SENTINEL Adult Turkey Scale
03-12	SENTINEL Bird Scale Accessories

MECHANICAL BIN SCALES & ACCESSORIES

MECHANICAL BIN SCALES (SPINKS)

CATALOG #	ITEM DESCRIPTION	SHIP WEIGHT		LIST PRICE
		LBS.	KG.	
415473	10,000 lb. Mechanical Bin Scale for 6' & 7" Bins - Includes Beam Box (415475 Adapter Kit Required for Use With 7' Bin)	360.0	163.2	
415442	5000 lb. Mechanical Bin Scale for 6' & 7' Bins - Includes Beam Box (415475 Adapter Kit Required for Use With 7' Bin)	353.5	160.3	
415593	Scale Conversion Kit: 5,000 lbs. to 10,000 lbs.	40.0	18.1	
415520	2300 kg. Mechanical Bin Scale for 6' & 7' Bins - Includes Beam Box (415475 Adapter Kit Required for Use With 7' Bin)	340.0	154.2	

CHAIN FEEDER CONTROLS FOR BIN SCALES (SPINKS)

CATALOG #	ITEM DESCRIPTION	SHIP WEIGHT		LIST PRICE
		LBS.	KG.	
415488	CC-HR Chain Feeder Control Box for Bin Scale 2 Channel Clock - operates bin scale & feed line fill systems; feed line is controlled by digital time clock; 2nd channel of clock is not wired to a relay but is available to use. Controls fill system from the supply as well as the fill system(s) from the weigh bin to the feed line(s) in the house. The time clock controls the hen feed line(s) in the house and has an additional relay to control the rooster feed line(s). (000102)	11.0	5.0	
415443	CC-H Chain Feeder Control Box for Bin Scale 2 Channel Clock - operates bin scale & feed line fill systems; feed line is controlled by digital time clock; 2nd channel of clock is not wired to a relay but is available to use. Controls fill system from the supply bin as well as the fill system(s) from the weigh bin to the hen feed line(s) in the house. The time clock controls the hen feed line(s) in the house. (000100)	9.9	4.5	
415491	CC-HL2 Chain Feeder Control Box for Bin Scale 2 Channel Clock - operates bin scale & feed line fill systems; feed line is controlled by digital time clock; 2nd channel is wired to 2 relays for secondary operation, normally used for lights. Controls fill system from the supply as well as the fill system(s) from the weigh bin to the feed line(s) in the house. The time clock controls the hen feed line(s) in the house and has two additional relays for cases where more than 30 amps are needed. (000103)	11.0	5.0	
415492	CC-4HLWW Chain Feeder Control Box for Bin Scale 4 channel control for feed lines, lights, water, and rooster winch. Please specify the number and type of lights. (000105)	13.0	5.9	
415489	CC-SD Chain Feeder Control Box for Bin Scale Used for pullets when skip-a-day feeding is required. One alternating relay is controlled by channel 2 and is used for every other day feeding (NOT 2 days off & 3 days on). Also has a manual control switch which allows changing from skip-a-day feeding to everyday feeding and back again without reprogramming the clock. (000104)	11.0	5.0	
415522	CC-H Chain Feeder Control Box for Bin Scale - No Clock Operates bin scale, fill system, and feed line. Wired for manual feed line operation and/or accepts mechanical time clock. (000101)	4.8	2.2	

*All controls work for 50HZ or 60HZ applications.
 Controls for 3 phase, international voltages, and other applications are available -- call for pricing.
 All controls can be easily upgraded in the field.*



WEIGH BINS & WEIGH BIN FILL SYSTEMS

6' WEIGH BINS & FILL SYSTEMS

CATALOG #	ITEM DESCRIPTION	SHIP WEIGHT		LIST PRICE
		LBS.	KG.	
506301	6' x 1 Ring Weigh Bin - 2.8 ton Capacity (at 40 lbs./cubic ft.)	444.4	201.6	
506101	Ladder for 6' x 1 Ring Weigh Bin	49.0	22.2	
506312	6' x 2 Ring Weigh Bin - 4.3 ton Capacity (at 40 lbs./cubic ft.)	528.4	239.7	
506102	Ladder for 6' x 2 Ring Weigh Bin	58.0	26.3	

WEIGH BIN FILL SYSTEMS

SEE PRICING IN CATALOG SECTION 04

MODEL 730 3" / 75MM FILL SYSTEM FROM SINGLE SUPPLY BIN TO WEIGH BIN

CATALOG #	ITEM DESCRIPTION	LBS.	KGS.	QTY REQ'D
500475	30 Degree Plastic Upper Boot Transition	5.0	2.3	1
730943	3" Single Outlet Lower Boot With Slide Valve	26.9	12.2	1
730499	3" x 45 Degree Formed PVC Tube	3.2	1.5	2
730434	3" x 10' Straight PVC Tube	7.4	3.4	2
730415	PVC Cement - 1/2 Pint	1.0	0.5	1
730440	2.38" O.D. Auger (per foot)	1.0	0.4	35'
730304	3" Port & Driver Kit	3.6	1.6	1
CHOOSE	.75 HP Direct Drive Motor & Gearbox Assembly	53.0	24.0	1

MODEL 730 3" / 75MM FILL SYSTEM FROM TWO SUPPLY BINS TO WEIGH BIN

CATALOG #	ITEM DESCRIPTION	LBS.	KGS.	QTY REQ'D
500485	Straight Plastic Upper Boot Transition	6.0	2.7	2
730943	3" Single Outlet Lower Boot With Slide Valve	26.9	12.2	1
730940	3" Single Outlet Pass-Thru Lower Boot With Slide Valve	26.1	11.8	1
730499	3" x 45 Degree Formed PVC Tube	3.2	1.5	2
730434	3" x 10' Straight PVC Tube	7.4	3.4	3
730415	PVC Cement - 1/2 Pint	1.0	0.5	1
730440	2.38" O.D. Auger (per foot)	1.0	0.4	45'
730304	3" Port & Driver Kit	3.6	1.6	1
CHOOSE	.75 HP Direct Drive Motor & Gearbox Assembly	53.0	24.0	1

MODEL 735HV 3.5"/90MM FILL SYSTEM FROM SINGLE SUPPLY BIN TO WEIGH BIN

CATALOG #	ITEM DESCRIPTION	LBS.	KGS.	QTY REQ'D
500475	30 Degree Plastic Upper Boot Transition	5.0	2.3	1
735993	3.5" HV Single Outlet Lower Boot With Slide Valve	29.6	13.4	1
735499	3.5" x 45 Degree Formed PVC Tube	4.1	1.9	2
735434	3.5" x 10' Straight PVC Tube	9.6	4.4	2
730415	PVC Cement - 1/2 Pint	1.0	0.5	1
735440	2.71" O.D. Auger (per foot)	0.9	0.4	35'
735305	3.5" HV Port & Driver Kit	4.9	2.2	1
CHOOSE	.75 HP Direct Drive Motor & Gearbox Assembly	53.0	24.0	1

MODEL 735HV 3.5"/90MM FILL SYSTEM FROM TWO SUPPLY BINS TO WEIGH BIN

CATALOG #	ITEM DESCRIPTION	LBS.	KGS.	QTY REQ'D
500485	Straight Plastic Upper Boot Transition	6.0	2.7	2
735993	3.5" HV Single Outlet Lower Boot With Slide Valve	29.6	13.4	1
735940	3.5" Single Outlet Pass-Thru Lower Boot With Slide Valve	26.8	12.2	1
735499	3.5" x 45 Degree Formed PVC Tube	4.1	1.9	2
735434	3.5" x 10' Straight PVC Tube	9.6	4.4	3
730415	PVC Cement - 1/2 Pint	1.0	0.5	1
735440	2.71" O.D. Auger (per foot)	0.9	0.4	45'
735305	3.5" HV Port & Driver Kit	4.9	2.2	1
CHOOSE	.75 HP Direct Drive Motor & Gearbox Assembly	53.0	24.0	1

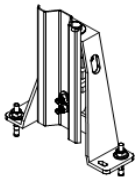
BIN TRAC® LOAD CELL WEIGHING SYSTEMS

HOW TO ORDER

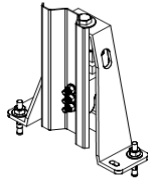
BIN TRAC® LOAD CELL WEIGHING SYSTEMS

- 1** Select one Bin Trac Load Cell Kit for each feed bin. See next page for listing of components included with each kit.
- 2** Select power supply and display console. Each power supply & **Standard** display console can be used for 1-4 bins. (More than four bins require additional consoles and power supplies.) One power supply & one **Breeder** display control is required for each weigh bin. Dual Breeder display controls may be used to operate 2 separate augers while using 1 set of load cells. 1 optional auger relay kit per breeder display control.
- 3** Select Optional Remote Radio.
 - A) 1 Communication Kit may be used for up to 99 bins.
 - B) 1 Base Radio for each Communication Kit.
 - C) 1 Remote Radio per power supply/summing box
 - D) Necessary length of Base Radio Interface Cable
 - E) Necessary length of Remote Radio Interface Cable
 - F) BinLink license

LOAD CELL & LEG BRACKET UNITS



6,500 lb.
(2,948 kg.)
Load Cell



10,000 lb.
(4,536 kg.)
Load Cell &
Bracket



15,000 lb.
(6,804 kg.)
Load Cell &
Bracket

1 BIN TRAC® LOAD CELL KITS

CATALOG NUMBER	ITEM DESCRIPTION	SHIP WEIGHT		LIST PRICE
		LBS.	KG.	
502107	Kit for Bins 6' and 7' Weigh Bins* - Includes 4 - 5,000 lb. (2,268 kg.) Load Cell & Bracket Units	89.8	40.72	
502100	Kit for Bins 6' x 1-4 Rings and 7' x 1-4 Rings - Includes 4 - 10,000 lb. (4,536 kg.) Load Cell & Bracket Units	171.7	77.87	
502101	Kit for Bins 7' x 5-6 Rings - Includes 4 - 10,000 lb. (4,536 kg.) Load Cell & Bracket Units	89.8	40.72	
502102	Kit for Bins 9' x 1-4 Rings - Includes 6 - 10,000 lb. (4,536 kg.) Load Cell & Bracket Units	261.6	118.65	
502103	Kit for Bins 9' x 5-6 Rings - Includes 6 - 10,000 lb. (4,536 kg.) Load Cell & Bracket Units	134.0	60.78	
502105	Kit for Bins 12' x 1-4 Rings - Includes 8 - 10,000 lb. (4,536 kg.) Load Cell & Bracket Units	177.8	80.65	
502106	Kit for Bins 12' x 5-7 Rings - Includes 8 - 15,000 lb. (6,804 kg.) Load Cell & Bracket Units	289.8	131.45	

Bin Trac® Load Cell Kits are sold for use with VAL-CO feed bins only. Leg reinforcement brackets are included. Use of these Load Cell Kits or Components on non-VAL-CO feed bins may void the manufacturers warranty. VAL-CO accepts no liability whatsoever for the use of these Load Cell Kits or Components on non-VAL-CO feed bins.

Note: Kits contain 1 load cell and mounting bracket per leg, summing box (standard), cable ties, and wire.

**For use with breeder scale weigh bins that require greater load cell resolution.*

BIN TRAC[®] LOAD CELL WEIGHING SYSTEMS

2 POWER SUPPLY & DISPLAY CONSOLE

CATALOG NUMBER	ITEM DESCRIPTION	SHIP WEIGHT		LIST PRICE
		LBS.	KG.	
502163	Bin Trac Power Supply 110V/230V, 50/60Hz - 1 Required Per Display Console	3.0	1.36	
502127	Display Console - Standard Control - Maximum 4 Bins Per Console	0.5	0.23	
502134	Display Console - Breeder Control - Maximum one weigh bin per console	1.0	0.45	
502207	Display Console - Dual Breeder Control - Load / Unload - Maximum one weigh bin per console	1.0	0.45	
502208	Display Console - Dual Breeder Control - Unload / Unload - Maximum one weigh bin per console	1.0	0.45	
502156	Auger Relay Kit (Optional) - Breeder Control 1 per control (1/2 HP @ 240VAC)	1.0	0.45	

3 REMOTE RADIO

CATALOG NUMBER	ITEM DESCRIPTION	SHIP WEIGHT		LIST PRICE
		LBS.	KG.	
502177	PC Communication Kit	3.0	1.36	
502178	Internet Communication Kit	0.5	0.23	
502179	Cellular Communication Kit	1.0	0.45	
502175	Base Radio	1.0	0.45	
502176	Remote Radio	1.0	0.45	
502181	4 FT Base Radio Interface Cable	1.0	0.45	
502182	12 FT Base Radio Interface Cable	1.0	0.45	
502183	25 FT Base Radio Interface Cable	1.0	0.45	
502184	50 FT Base Radio Interface Cable	1.0	0.45	
502185	100 FT Base Radio Interface Cable	1.0	0.45	
502186	6 FT Remote Radio Interface Cable	1.0	0.45	
502187	10 FT Remote Radio Interface Cable	1.0	0.45	
502206	25 FT Remote Radio Interface Cable	1.0	0.45	
502180	BinLink License	1.0	0.45	



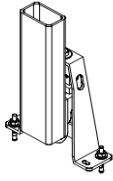
BIN TRAC[®] LOAD CELL WEIGHING SYSTEMS KIT COMPONENTS

MINIMUM BIN SIZE	6' - 1R	7' - 5R	9' - 1R	9' - 5R	12' - 1R	12' - 3R	12' - 5R
MAXIMUM BIN SIZE	7' - 4R	7' - 6R	9' - 4R	9' - 6R	12' - 2R	12' - 4R	12' - 7R
KIT NUMBER	502100	502101	502102	502103	502104	502105	502106

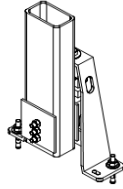
BIN TRAC[®] KIT COMPONENTS FOR VAL-CO FEED BINS

CATALOG NUMBER	COMPONENT DESCRIPTION	LIST PRICE	SHIP WEIGHT		QUANTITY REQUIRED							
			LBS.	KGS.	6' - 1R	7' - 5R	9' - 1R	9' - 5R	12' - 1R	12' - 3R	12' - 5R	
502136	Single 5,000 lb. (2,268 kg.) Load Cell & Bracket Unit - "W" Leg Bolted Adapter (For use with weigh bin scales)		18.0	8.2	4	0	0	0	0	0	0	
502110	Single 6,500 lb. (2,948 kg.) Load Cell & Bracket Unit - "W" Leg Bolted Adapter		22.0	10.0	4	0	6	0	8	0	0	
502111	Single 10,000 lb. (4,536 kg.) Load Cell & Bracket Unit - "W" Leg Bolted Adapter		22.0	10.0	0	4	0	6	0	8	0	
502112	Single 15,000 lb. (6,804 kg.) Load Cell & Bracket Unit - "W" Leg Bolted Adapter		36.0	16.4	0	0	0	0	0	0	8	
502152	Load Cell, 5000 lb. (2268 kg.)		3.0	1.4								
502153	Load Cell, 10,000 lb. (4536 kg.)		3.0	1.4								
502154	Load Cell, 15,000 lb. (6804 kg.)		3.0	1.4								
502122	Summing Box - 6 Load Cell - Standard Output		0.5	0.3	0	0	1	1	0	0	0	
502124	Summing Box - 8 Load Cell - Standard Output		0.5	0.3	0	0	0	0	1	1	1	
502128	Cable 22AWG 4 With Shield - 1' (Per Foot)		0.0	0.1	50	50	50	50	50	50	50	
012800	Wire Tie - Black UV - 7.5"		0.0	0.0	8	8	12	12	12	16	16	

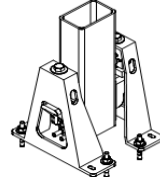
BIN TRAC® LOAD CELL WEIGHING SYSTEMS OTHER COMPONENTS



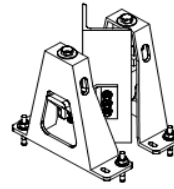
502114



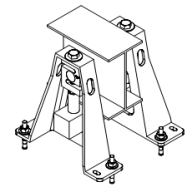
502115



502116/502117



502118



502119

NON-STANDARD LEG ATTACHMENTS

CATALOG #	ITEM DESCRIPTION	SHIP WEIGHT		LIST PRICE
		LBS.	KG.	
502113	Single 6,500 lb (2948 Kg) Load Cell & Bracket Unit - 3" x 3" Angle Iron Leg Bolted Adapter	25.0	11.3	
502114	Single 10,000 lb (4536 Kg) Load Cell & Bracket Unit - 3" x 5" Tube Leg Welded Adapter	25.0	11.3	
502115	Single 10,000 lb (4536 Kg) Load Cell & Bracket Unit - 3" x 5" Tube Leg Bolted Adapter	25.0	11.3	
502117	Double 10,000 lb Load Cell & Bracket Unit - 4" x 6" Tube Leg Bolted Adapter	50.0	22.7	
502118	Double 10,000 lb Load Cell & Bracket Unit - 4" to 6" Angle Iron Leg Bolted Adapter	52.0	23.6	

NON-STANDARD DISPLAY CONSOLE

502129	Display Console - NOAH - Use for PMSI Controls Integration	0.5	0.2	
--------	--	-----	-----	--

INTERFACES

502130	Serial RS-232 - for use with PMSI NOAH, PMSI Command I, AEI System II: 1 Indicator per bin. PMSI Command II, AEI Integra System, Phason: 1 Indicator for up to 4 bins. - needs standard summing box and additional power supply	0.5	0.2	
502137	Proportional - for use with Rotem, Choretronics III SJB Scale Interface and Fancom F40 controls: 1 indicator for up to 2 bins. - needs standard summing box	0.3	0.1	
502133	Digital - for use with Choretronics II & Choretronics III Dump Scale controls: 1 interface for up to 4 bins. - needs standard summing box and additional power supply	0.5	0.2	
502205	Canbus – For use with Big Dutchman Viper & Skov controls. Needs standard summing box and 1 indicator is good for up to 2 bins	1.0	0.5	
502162	Proportional Low Voltage - for use with Maximus controls: 1 indicator for up to 2 bins. - needs standard summing box	0.3	0.1	
502120	Summing box - 4 load cell - standard	0.5	0.2	
502122	Summing box - 6 load cell - standard	0.5	0.2	
502124	Summing box - 8 load cell - standard	0.5	0.2	

INTERFACES

502155	Serial RS-232 Power Supply (Non Remote Radio)	0.2	0.1	
502163	Bin Trac Power Supply	3.0	1.4	
502202	Serial RS-232 Power Supply (Remote Radio)	1.0	0.5	

SPINKS SINGLE HOPPER SCALES

SINGLE HOPPER SCALES		SHIP WEIGHT		LIST PRICE
CATALOG #	ITEM DESCRIPTION	LBS.	KG.	
415549	400# Single Hopper Scale - Designed to Fit over Drive Hopper	300.0	136.1	
415493	400# Single Hopper Scale - Includes Boot Adapter for 1-2 Augers	350.0	158.8	

MISCELLANEOUS SCALES

PLATFORM SCALES		SHIP WEIGHT		LIST PRICE
CATALOG #	ITEM DESCRIPTION	LBS.	KG.	
415445	2,700 lb. Platform Scale 1 lb. Graduated Beam - With Slotted Weights	250.0	113.4	
415453	1,225 kg. Platform Scale Kilo Graduated Beam - With Slotted Weights	250.0	113.4	

PLATFORM SCALE ACCESSORIES		SHIP WEIGHT		LIST PRICE
CATALOG #	ITEM DESCRIPTION	LBS.	KG.	
415449	Platform Scale Control With Magnetic Cutoff Controls Fill System - 240v 60/50hz	3.0	1.4	
415526	Set of Extension Legs for Platform Scale Lifts Scale Off Floor for Easy Cleaning	15.0	6.8	
410509	1,400 lb. (635 kg.) Galvanized Weigh Hopper Includes Legs and Slide Gate	165.0	74.8	
410510	400 lb. (180 kg.) Galvanized Extension for 410509 Weigh Hopper	30.0	13.6	
415528	Lower Boot/Unloader Adapter Allows for Attachment of a Lower Boot/Unloader Directly to the 410509 Hopper (no plastic upper transition required)	25.0	11.3	
415448	Mount Rail Bridge Kit - for Suspended Model Hoppers	25.0	11.3	
415525	Mount Rail Bridge Kit - for Floor Model Hoppers	50.0	22.7	

ROOSTER FEEDING SCALES

SEE SEPARATE LISTING IN CATALOG SECTION 16

SENTINEL® BROILER SCALES

How To Order Broiler, Broiler Breeder, and Turkey Scales

1. Select Number of platform scale kits (BE-SSP-300) desired per poultry house.
2. Select load cell and converter (BE-SSLC-50KG). **One required per scale platform kit.**
3. Select controller BE-SSC-101 to connect 1-4 scale platforms all within 1-4 houses,
4. or select controller BE-SSC-201 to control/connect up to thirty BE-SSC-101 controllers totaling a max of 99 scale platforms.
5. Select Communication Board (BE-SSCB-102 Required for PC communication)
6. Order BE-SSS-001 PC Communication Software for Controller BE-SSC-101.
7. Order BE-SSS-002 PC Communication Software for Controller BE-SSC-201.
8. Select size and number of Calibration weight(s) (BE-SSW-30). **Only one (set) required per site.**
9. Select any additional accessories.

CATALOG #	ITEM DESCRIPTION	SHIP WEIGHT		LIST PRICE
		LBS.	KG.	
BE-SSP-300	Platform Kit - Platform & Mounting Hardware (Shipped in two cartons - base & pole)	16.00	7.3	
BE-SSLC-50KG	110 lbs. (50 kg.) Load Cell With Converter (need one per platform)	4.00	1.8	
BE-SSC-101	Controller (Controls/Connects 1-4 scale platforms all within 1-4 houses)	5.50	2.5	
BE-SSCB-102	Communication Board (Required to communicate BE-SSC-101 controller with PC)	0.50	0.2	
BE-SSS-001	Software (Required to communicate BE-SSC-101 with PC)	0.13	0.1	
BE-SSC-201	Controller to Control/Connect Multiple BE-SSC-101 controllers (max thirty BE-SSC-101 controllers and max 99 scale platforms)	4.55	2.1	
BE-SSCB-102	Communication Board (Required to communicate BE-SSC-201 controller with PC)	0.50	0.2	
BE-SSS-002	Software (Required to communicate BE-SSC-201 with PC)	0.13	0.1	
BE-SSTS-2M	Stainless Steel Temperature Sensor With 6' Cable	0.14	0.1	
BE-SSW-30	30 lb. Calibration Weight (1 Required)	30.00	13.6	
ZC183F	18 AWG 3 Conductor Communication Wire - Per Foot (Scale to Control)	0.04	0.0	
VE-016-001	Deadbolt Surge Protection for Power Source	1.00	0.5	

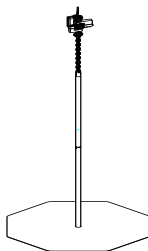
NOTES:

1. 10kg metric weight also available: BE-SSW-10KG
2. See ACCESSORIES section on page 03-11 for additional communication boards available.
3. Surge protection for power source, phone, and data lines is strongly recommended (warranty does not cover lightning strikes).

Surge suppressor for phone lines: 921810

Deadbolt surge suppressor for data lines: VE-013-101

SENTINEL® BROILER BREEDER SCALES



BREEDER SCALE KIT - 28" BASE

CATALOG #	ITEM DESCRIPTION	SHIP WEIGHT		LIST PRICE
		LBS.	KG.	
BE-SSP-400	Platform Kit - Platform & Mounting Hardware (Shipped in two cartons - base & pole)	22.0	10.0	
BE-SSLC-50KG	110 lbs. (50 kg.) Load Cell With Converter (need one per platform)	4.0	1.8	
BE-SSC-101	Controller (Controls/Connects 1-4 scale platforms all within 1-4 houses)	5.5	2.5	
BE-SSCB-102	Communication Board (Required to communicate BE-SSC-101 controller with PC)	0.5	0.2	
BE-SSS-001	Software (Required to communicate BE-SSC-101 with PC)	0.1	0.1	
BE-SSC-201	Controller to Control/Connect Multiple BE-SSC-101 controllers (max thirty BE-SSC-101 controllers and max 99 scale platforms)	4.6	2.1	
BE-SSCB-102	Communication Board (Required to communicate BE-SSC-201 controller with PC)	0.5	0.2	
BE-SSS-002	Software (Required to communicate BE-SSC-201 with PC)	0.1	0.1	
BE-SSTS-2M	Stainless Steel Temperature Sensor With 6' Cable	0.1	0.1	
BE-SSW-30	30 lb. Calibration Weight (1 Required)	30.0	13.6	
ZC183F	18 AWG 3 Conductor Communication Wire - Per Foot (Scale to Control)	0.0	0.0	
VE-016-001	Deadbolt Surge Protection for Power Source	1.0	0.5	

NOTES:

- 10kg metric weight also available: BE-SSW-10KG
- See ACCESSORIES section on page 03-11 for additional communication boards available.
- Surge protection for power source, phone, and data lines is strongly recommended (warranty does not cover lightning strikes).

Surge suppressor for phone lines: 921810

Deadbolt surge suppressor for data lines: VE-013-101

SENTINEL® ADULT TURKEY SCALES

Adult Turkey Scale Components		SHIP WEIGHT		LIST PRICE
CATALOG #	ITEM DESCRIPTION	LBS.	KG.	
BE-SSP-200	Platform Kit - Platform & Mounting Hardware	25.0	11.3	
BE-SSLC-100KG	220 lbs. (100 kg.) Load Cell With Converter (need one per platform)	4.1	1.9	
BE-SSC-101	Controller (Controls/Connects 1-4 scale platforms all within 1-4 houses)	5.5	2.5	
BE-SSCB-102	Communication Board (Required to communicate BE-SSC-101 controller with PC)	0.5	0.2	
BE-SSS-001	Software (Required to communicate BE-SSC-101 with PC)	0.1	0.1	
BE-SSC-201	Controller to Control/Connect Multiple BE-SSC-101 controllers (max thirty BE-SSC-101 controllers and max 99 scale platforms)	4.6	2.1	
BE-SSCB-102	Communication Board (Required to communicate BE-SSC-201 controller with PC)	0.5	0.2	
BE-SSS-002	Software (Required to communicate BE-SSC-201 with PC)	0.1	0.1	
BE-SSTS-2M	Stainless Steel Temperature Sensor With 6' Cable	0.1	0.1	
BE-SSW-30	30 lb. Calibration Weight (2 Required)	30.0	13.6	
ZC183F	18 AWG 3 Conductor Communication Wire - Per Foot (Scale to Control)	0.0	0.0	
VE-016-001	Deadbolt Surge Protection for Power Source	1.0	0.5	

NOTES:

1. 10kg metric weight also available: BE-SSW-10KG
2. See ACCESSORIES section on page 03-12 for additional communication boards available.
3. Surge protection for power source, phone, and data lines is strongly recommended (warranty does not cover lightning strikes).

Surge suppressor for phone lines: 921810

Deadbolt surge suppressor for data lines: VE-013-101

SENTINEL BIRD SCALES ACCESSORIES

SENTINEL BIRD SCALE ACCESSORIES		SHIP WEIGHT		LIST PRICE
		LBS.	KG.	
CATALOG #	ITEM DESCRIPTION			
921810	Surge Suppressor for Telephone Line Protection	0.50	0.23	
BE-SSA-101	ANTENNA, COM-40 W/ 30'CABLE AND MOUNT Need 1 per BE-SSCB-501 or BE-SSCB-502	3.7	1.7	
BE-SSC-201	MULTIPLE SCALE CONTROL INTERFACE Ties multiple controllers to PC up to 32	4.6	2.1	
BE-SSCB-102	BOARD, COM-31 RS232C Allows communication between control and PC - USB	0.5	0.2	
BE-SSCB-201	BOARD, COM-51 MODEM Allows access to control via phone modem	1.0	0.5	
BE-SSCB-301	BOARD, COM-12 RS485 TO RS422 Allows communication between an interface control to a PC	0.2	0.1	
BE-SSCB-501	BOARD, COM-40 CLIENT (CONTROL) Wireless 3000' range connects control to interface	0.0	0.0	
BE-SSCB-502	BOARD, COM-40 SERVER (INTRFCE) Wireless 3000' range connects interface to control	0.0	0.0	
BE-SSCB-503	BOARD, COM-60 ETHERNET MODEM Connects control/interface to remote PC via Ethernet	0.0	0.0	
BE-SSCB-601	ADAPTOR, USB TO 9-PIN SERIAL Use with BE-SSCB-101 if PC has no serial port	0.0	0.0	
BE-SSF-503	YEARLY LICENSE FEE FOR BE-SSCB-503 Requires 1 for each BE-SSCB-60	0.0	0.0	
BE-SSLU-101	OPTILINK 7.0.x LICENSE UPGRADE Upgrade from Optilink 6.0.x	0.0	0.0	
VE-013-101	Deadbolt Surge Protection for Data	0.12	0.06	
ZC183F	18 AWG 3 CONDUCTOR COMMUNICATION WIRE - Per Foot	0.0	0.0	

NOTES:

1. 10kg metric weight also available: BE-SSW-10KG
2. Surge protection for power source, phone, and data lines is strongly recommended. (Listed on previous page.)
 (warranty does not cover lightning strikes).