



# Installation Instructions

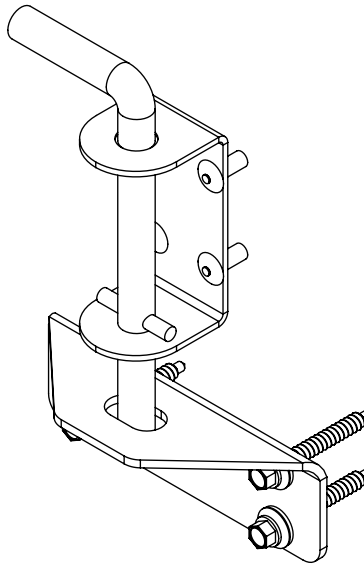
819275: SPRING LATCH CONV, ECLIPSE  
819276: SPRING LATCH CONV, LIGHT TRAP

## Tools

- Rivet gun, 1/8" mandrel, 3/16 rivet
- Drill bit: 7/32" drill bit
- Power Drill / Impact Driver
- Socket Set, Wrenches, or Nut Drivers: 1/4", 5/16"

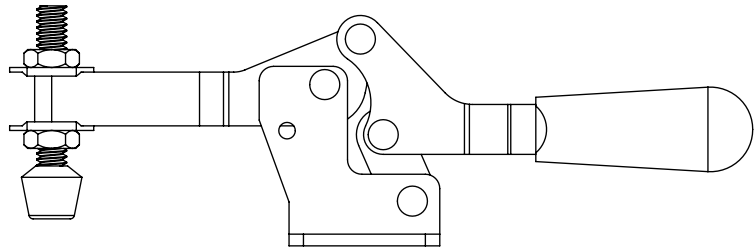
## Preface:

Note: Kit to be used with existing installation of any Val-Co Flush Mount Eclipse or Flush Mount Light Trap.



## Step 1:

Remove any Destaco Latches from existing transition and light trap or eclipse using 5/16" tool.



---

### North America:

Phone: 800.99VALCO (800.998.2526)  
Fax: 419.678.2200  
Email: sales@val-co.com

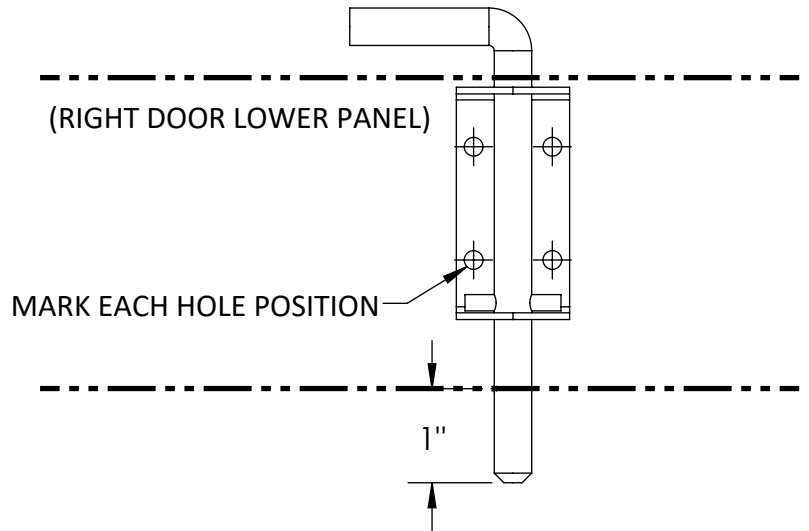
990375 [-] 6/18/2025  
Page 1

### International:

Phone: (+1) 419.678.8731  
Fax: (+1) 419.678.2200  
Email: intl.sales@val-co.com

## Step 2:

Using the 819189 Spring Latch as a template, mark the pattern of the spring latch on the right door, closest to the centerline of the two door assembly, without interfering with existing hardware. The spring pin should rest below the lowest edge of the door approximately 1" when in the down position. Do not mount on center cover of door asm.



## Step 3:

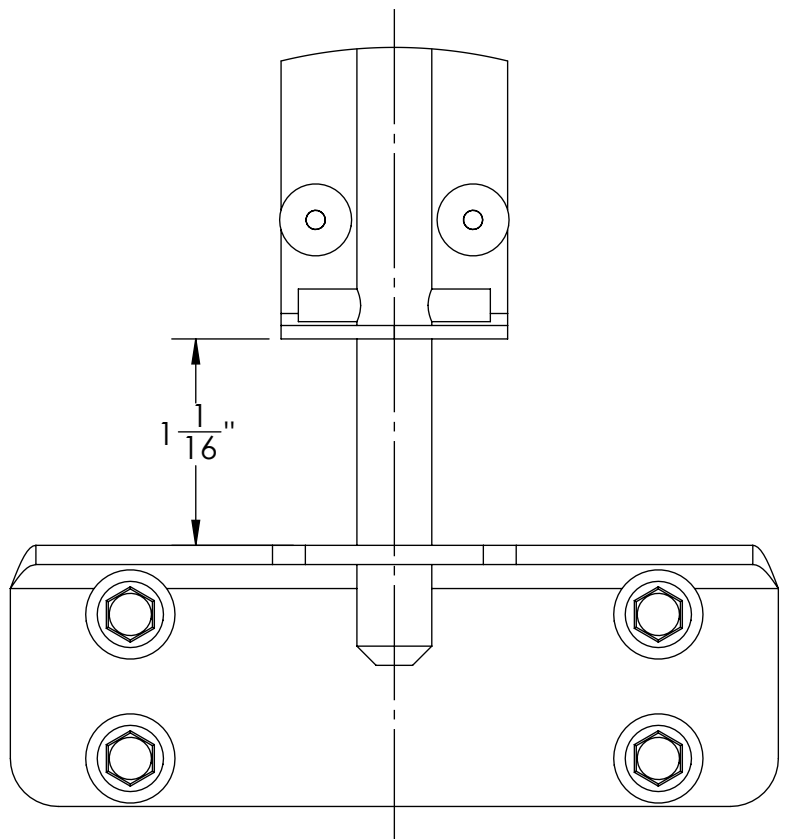
Removing spring latch, drill the 4 marked hole locations.

## Step 4:

Using provided rivets, fasten 819189 spring latch to right door.

## Step 5:

Center provided bracket, 819202 for Light Traps and 819191 for Eclipses, below spring pin, and fix bracket in place with supplied self drilling screws. The bracket should be approximately 1-1/16" below spring latch bracket.



## Spring Latch Conversion Parts List

Item #	819275: ECLIPSE		819276: LIGHT TRAP		Description
	Part #	Qty	Part #	Qty	
1	819191	1			BRACKET, LATCH, FLSH MOUNT DOOR
2	819189	1	819189	1	LATCH PIN, SPRING LOADED
3	819074	4	819074	4	SCREW,HEX,SELFDRILL,10-16X1.5"
4	954099	4	954099	4	RIVET,POP,3/16" X .126" X .250" ZP
5			819202	1	BRACKET,LATCH, LIGHT TRAP DOOR

---

### North America:

Phone: 800.99VALCO (800.998.2526)  
Fax: 419.678.2200  
Email: sales@val-co.com

### International:

Phone: (+1) 419.678.8731  
Fax: (+1) 419.678.2200  
Email: intl.sales@val-co.com