



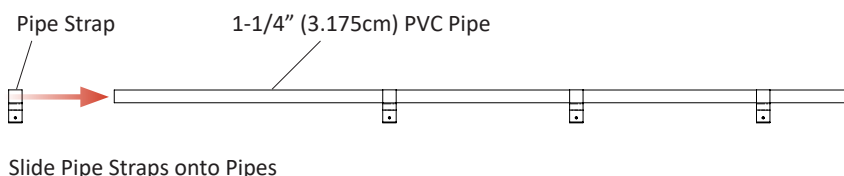
# EGG GUARD/SIDE BELT NEST

## 412268 Installation Kit

### Installation

1. Slide (4) Pipe Straps (412259) onto 1-1/4" (3.175cm) PVC Pipe (*not supplied*), as shown in Figure 1.

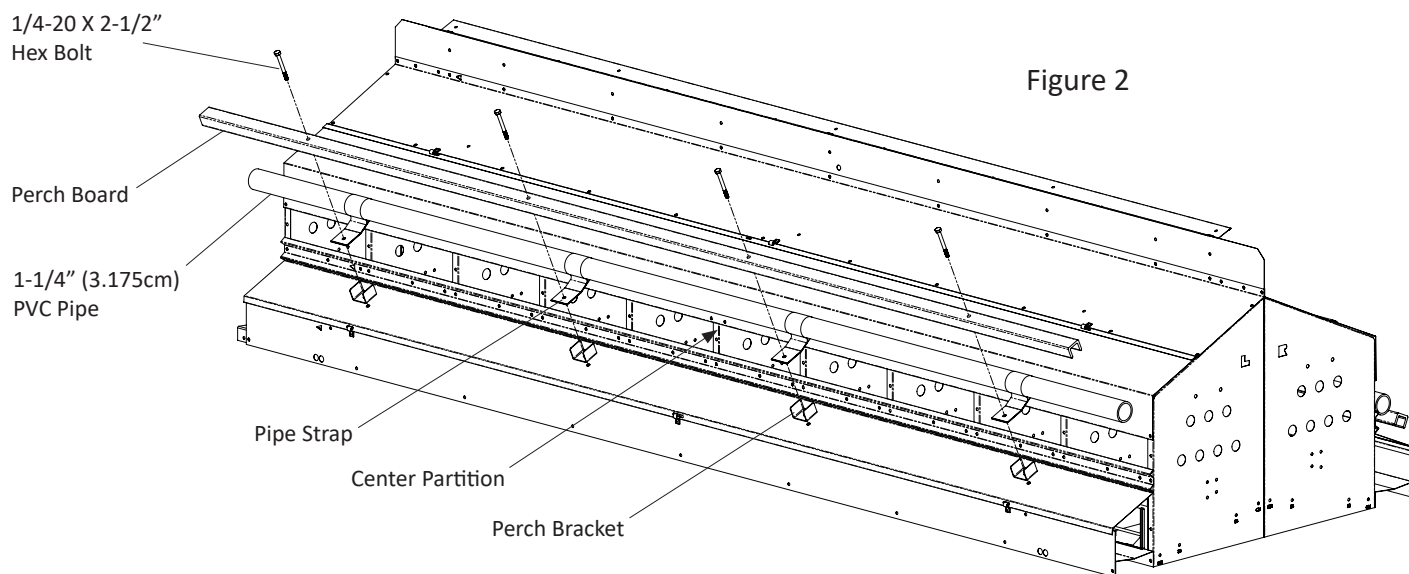
Figure 1



2. Place flat surface of Pipe Strap under Perch Board (between Perch Board and Perch Bracket (412015), as shown in Figure 2.

3. Place 1/4-20 X 2-1/2" Hex Bolts, supplied with nest, through the Perch Board, Pipe Straps, Perch Brackets, and Egg Trough Cover and secure with 1/4-20 Nylock Nuts (*not shown*), as shown in Figure 2.

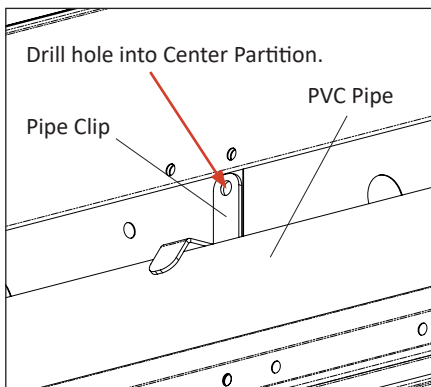
Figure 2



4. Install the Pipe Clips (417091) by placing them on top of the PVC Pipe with the "hook" down and over the PVC Pipe at the center partition of the nest. (*The center partition is identified in Figure 2*). Use the hole in the Pipe Clip as a template to drill a 7/32" (.22cm) hole in the center partition, as shown in Figure 3.

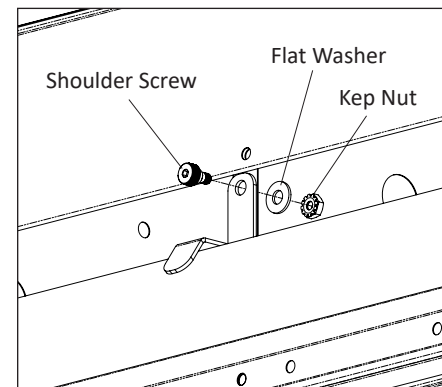
Assemble the Pipe Clip to the center partition using a #10 Shoulder Screw (010499), #10 Flat Washer (010421), and a #10-32 Kep Nut (690292), as shown in Figure 4.

Figure 3



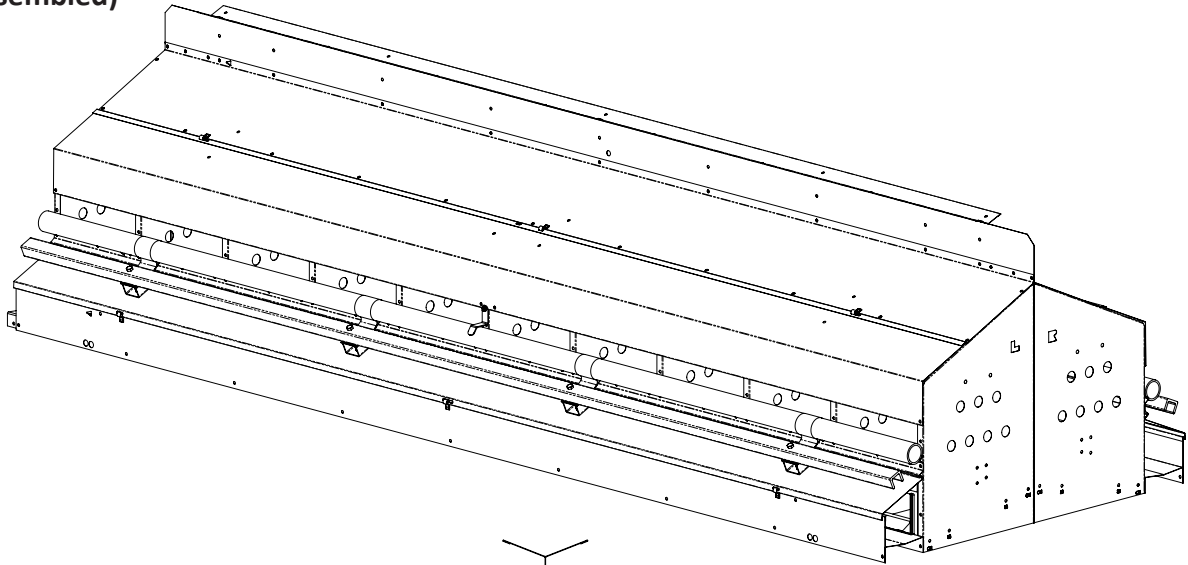
Use hole in Pipe Clip (417091) as template to drill 7/32" (.22cm) hole into Center Partition.

Figure 4

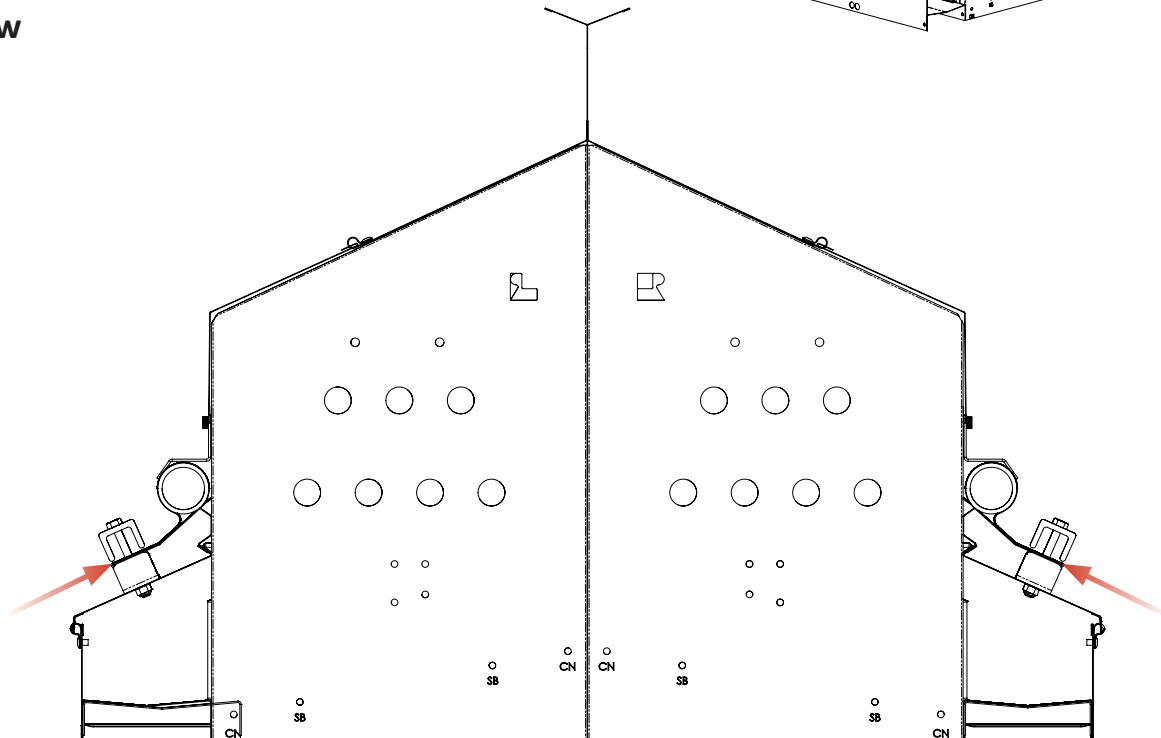


Use Shoulder Screw (010499), Flat Washer (010421), and Kep Nut (690292) to secure Pipe Clip (417091) to Center Partition.

## Full View (assembled)



## Side View



Pipe Strap positioned between Perch Bracket and Perch Board.

PART #	DESCRIPTION	QTY
<b>412268 EGG GUARD/SIDE BELT NEST KIT</b>		
010421	#10 X 0.5" FLAT WASHER	2
010499	#10-32 SHOULDER SCREW, 1/4" X 1/8"	2
412259	PIPE STRAP (order 4 pipe straps for each side of each nest length, 8 per nest)	8
417091	PIPE CLIP	2
690292	#10-32 KEP NUT	2

*1-1/4" (3.175cm) PVC Pipe not included*

### North America:

Phone: 800.99VALCO; 800.998.2526

Fax: 419.678.2200

Email: [sales@val-co.com](mailto:sales@val-co.com)

**990134**

**REV [D]**

Val-Co® warranty applies to this product

©2025 Valco Industries, Inc.

### International:

Phone: (+1) 419.678.8731

Fax: (+1) 419.678.2200

Email: [intl.sales@val-co.com](mailto:intl.sales@val-co.com)