

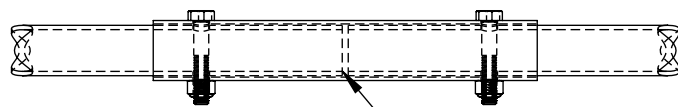


# Quick Sheet Instructions

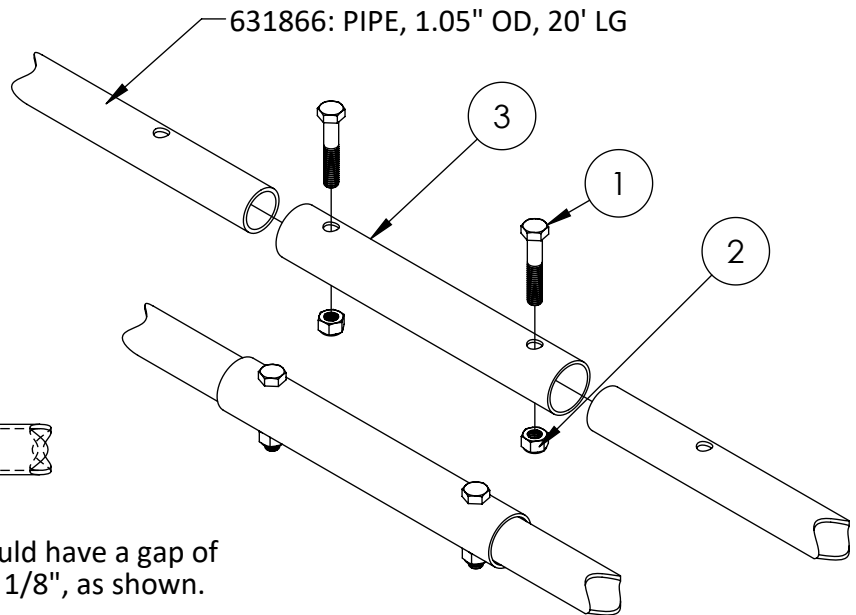
631814: KIT, COUPLER, 1.05" DIA PIPE

## Installation Instructions:

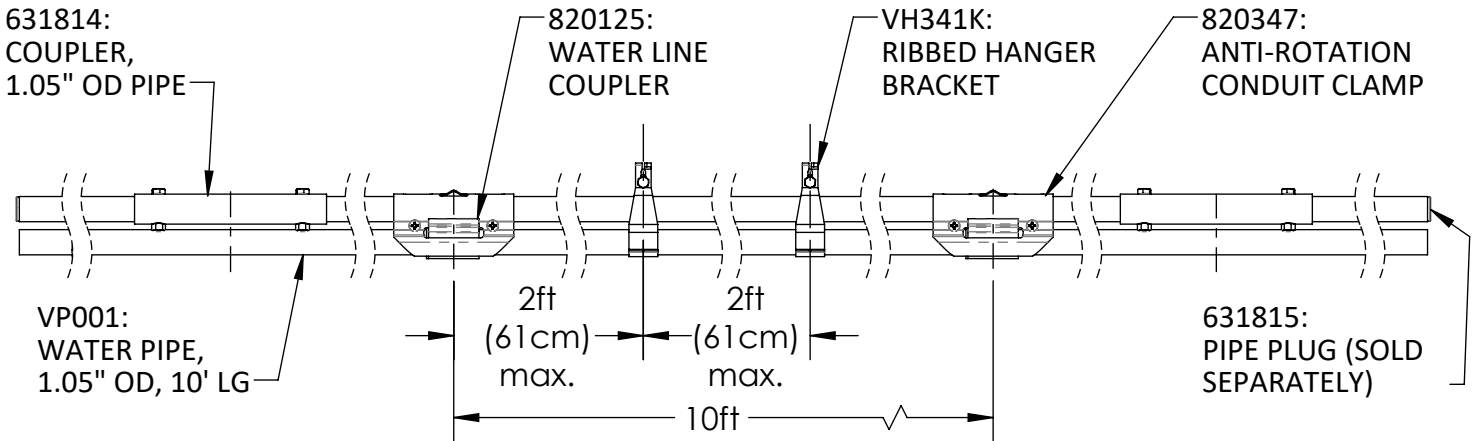
1. Slide tubes into coupler, and line up holes in tube with holes in coupler
2. Insert bolts and tighten nylock nuts



Tube ends should have a gap of approximately 1/8", as shown.



## Recommended spacing of couplers:



SUPPORT EVERY 8'-10', EITHER FROM WRAPPING AROUND STEEL PIPE, OR DIRECTLY FROM STEEL BRACKETS (P/N 820347 OR 820387).

NOTE: VH341K TO BE PLACED EVERY 2' ALONG ENTIRE PIPE. ONLY 2 INSTANCES SHOWN IN DRAWING.

## BILL OF MATERIALS, PER ONE COUPLER

ITEM #	PART #	QTY	DESCRIPTION
1	010649	2	BOLT, HEX, 5/16-18 X 1-3/4"
2	012789	2	5/16-18 NYLOCK NUT
3	631813	1	PIPE, 1.25" OD, 8" LG, W/ HOLES