

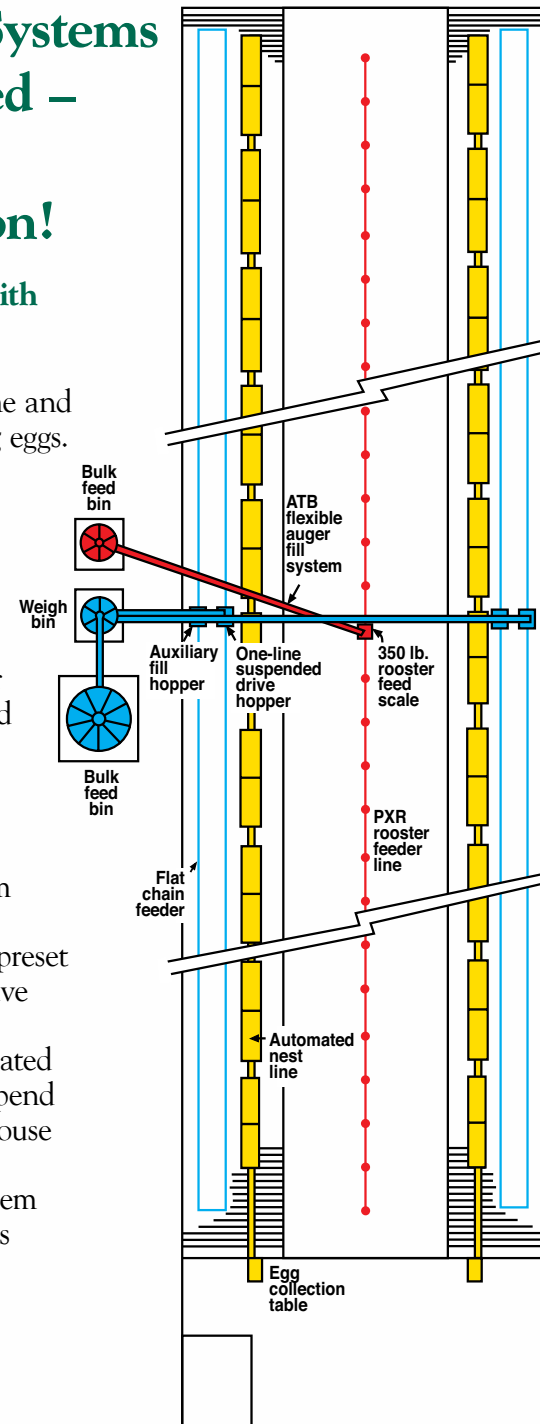


VAL-CO weigh bin and 5000 lb. mechanical scale provides an accurate way to weigh feed outside the house. Weigh bin shown here provides two fill systems with a 30° twin outlet ATB flexible auger boot. Fill systems are available in 3" (75mm) and 3.5" (90mm).

VAL-CO® Complete Systems Save Time, Labor, Feed – And Provide Years of Trouble-Free Operation!

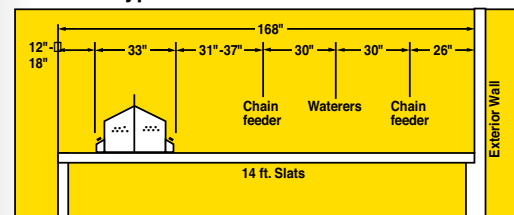
Just check all the benefits you get with this typical installation:

- VAL-CO automated nest — a real time and labor saver when it comes to gathering eggs.
- Egg collection table conveniently located away from the nesting area in a clean environment
- Efficient VAL-CO PXR rooster pan feeding system uses ATB flexible auger from bulk feed bin to scale to each feed pan on the line — fully automated to deliver the preset ration you select to keep roosters healthy
- VAL-CO flat chain hen feeding system distributes feed quickly and uniformly throughout the circuit — delivers the preset ration you select to keep hens productive
- Hen feed supply bin and weigh bin located outside the house — allows you to suspend all flat chain components inside the house
- Fully suspended system. Flat chain system as well as PXR rooster and nest systems can be winched for easy cleanout without obstructions
- Low operation and maintenance costs

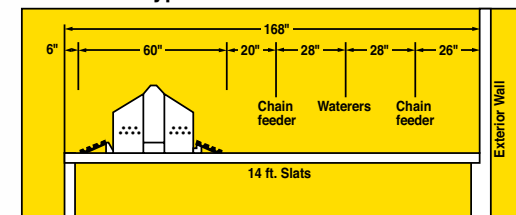


■ PXR rooster feeding system ■ Automated nest and egg collection system ■ Flat chain feeding system

Side Belt typical installation on 14 ft. slats



Center Belt typical installation on 14 ft. slats



Call your local VAL-CO representative or distributor for more information on these and our other fine products.

North America:

Phone: 800-99VALCO (800-998-2526)

Fax: (+1) 419-678-2200

E-mail: sales@val-co.com

International:

Phone: (+1) 419-678-8731

Fax: (+1) 419-678-2200

E-mail: intl.sales@val-co.com

Broiler Breeder Systems



We Can Build A System To Meet Your Needs.

Save Time, Labor and Feed.

PXR Rooster Feeding System

The VAL-CO® PXR

system provides automated weigh-feeding of roosters. The hopper is constructed of heavy galvanized steel. The drive unit is supplied with a reliable motor and high quality gear reducer. The PXR pan feeder has a rugged poly pan with a high cone, a special PVC feed level tube and plastic grill with feed-saver ring.




PXR Rooster Pan Feeder is designed for rigid mounting to the feed line. Suspension hangers are available in rigid scissor or free-hanging styles. Models also available with 8-spoke steel grill as shown above right.

Components



PXR Drive Unit with 1/3 or 1/2 hp motor delivers feed smoothly. The control pan with mechanical switch starts and stops the feed line as needed.



350 lb. scale accurately weighs feed. This fully suspended system is available with single or double outlet powder painted boot.



Electric Winch for male feeder line has a heavy duty frame and gear reducer. It provides automatic lowering with adjustable switches for desired feed line height – and manual raising of the feed line for filling.



Performance You Can Count On
www.val-co.com




Performance You Can Count On



Conventional 10 and 12 hole nests are also available. They are easy to assemble, have snug-fitting removable bottoms, and have hinged perches for nest closeout.



Our **Poly Belt** option helps prevent checks and cracks while providing cleaner eggs with less contamination.



Dual roller return idler assembly at end of nest row provides adjustable belt tracking and brushes for belt cleaning. (Center belt idler assembly shown above; Side belt idler assembly shown below.)



Automated Nest & Egg Collection Systems

The VAL-CO® systems handle breeder eggs gently and cleanly – and make gathering a fast and easy job!

Providing enough room for your birds is very important, which is why we offer multiple nest hole sizes – 9 1/2", 12" and the new 19" **Comfort™ Nest**. With that much room, you'll be getting lots of eggs and would find a benefit in choosing our **Poly Belt** option, which helps provide cleaner eggs with less contamination.

VAL-CO egg collection tables have a heavy steel construction – the toughest in the industry, with cast iron bearings, large utility shelf and a standard light fixture. The side belt nest collection table has "no tools required" covers for easy access to the direct drive and egg belts for maintenance and cleaning.



Center belt automated nest – a proven design with coated bottom and gradual slope for gentle egg rollout to prevent cracks and checks. Hinged perches provide easy closeout. The steep roof and unique anti-roost guard prevent roosting and debris build-up. Large ventilation holes allow fresh airflow.

Side belt automated nest – has hinged closeout lids to restrict hen access with available automatic closure system. Ventilated partitions allow fresh airflow. Molded plastic bottoms are contoured to fit the natural shape of the hen and are available with turf or finger pads.



Flat Chain Hen Feeding System



VAL-CO® offers you a choice of suspended or floor model components — and a choice of equipment for weighing feed inside or outside the house. VAL-CO flat chain drive hoppers are powder painted all-welded steel construction with high quality gear reducers. Adjustable feed gate and remix wheel keeps the right amount of fresh feed in the trough at all times.



Male exclusion grill is available in your choice of styles – Standard, Hi-Pro and Hi-V.



Suspended corner assembly and trough corners. VAL-CO corners have fluted wheel with oil impregnated brass bushing for long life.

Components



One-line suspended drive hopper is all-welded steel construction with powder painted finish as are all VAL-CO drive hoppers.



Auxiliary fill hopper can be teamed with the one-line drive hopper of an efficient feed circuit (see illustration on back).



Two-line suspended drive hopper is used in breeder houses as an alternative configuration to the combination auxiliary/one-line drive hopper.



Two-line floor drive hopper with adjustable legs. All VAL-CO drive hoppers use quality gear reducers and heavy duty sprockets.



Galvanized steel extension hopper provides additional capacity for drive and auxiliary fill hoppers.



Floor stands offer wide footing to keep the trough and corners secure and properly aligned. Height is fully adjustable.

(WARNING: Corner cover is removed to show internal parts. The corner cover MUST be secured in place before system is operated.)



Scale mounted two-line floor drive hopper accurately weighs feed in floor mounted installations.

VAL-CO weigh bin and 5000 lb. mechanical scale can be seen on the back page.



2700 & 4000 lb. platform scales provide automated weighing of feed inside the house. 2700 lb. platform scale shown here with 1400 lb. weigh hopper, 400 lb. hopper extension and two-line suspended drive hopper.