



---

## SECTION 16 ROOSTER PAN FEEDER

### IN THIS CATALOG SECTION

PAGE NUMBER	CONTENTS
16-02	How to Place a Rooster Pan Feeder Order
16-03	Control Pans & Direct Drive Units
16-04	Scale - Hopper - Boots - Feeders - Tubes
16-05	Tube Clamp - Hangers
16-06	Anti-Roost & Indexing
16-07 thru 16-08	Feed Line Component Requirements - 2 Pans Per 9' Tube
16-09 thru 16-10	Feed Line Component Requirements - 2 Pans Per 10' Tube
16-121 thru 16-12	Feed Line Component Requirements - 3 Pans Per 10' Tube
16-13 thru 16-14	Feed Line Component Requirements - 4 Pans Per 10' Tube

### REPAIRS

SEE REPAIR LISTING IN SEPARATE CATALOG
--

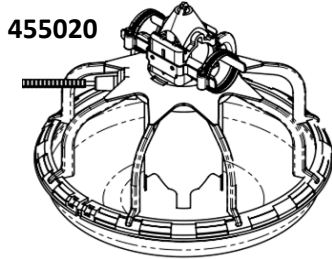
## HOW TO ORDER ROOSTER PAN FEEDERS

- Recommended Density of Birds Per Pan: 8 - 10 Roosters
- Determine the number of feed lines and type of line needed (end fill or center fill).
- Refer to the feeder line component requirement charts on pages 16-07 thru 16-14.
- Select feeder line components as specified by the chart. See components listing on pages 16-03 thru 16-06.
- A complete rooster feeder line order should include the following items:
  - End house control pan (2 per center fill line).
  - Motor & Gearbox Drive Unit per control pan - farm duty motor if v-belt drive is selected.
  - Rooster scale.
  - Boot or Hopper Base with 300 lb. (136 kg.).
  - Rooster Pan Feeder units.
  - Feed line tubes.
  - Tube clamps and tube hangers.
  - Auger - must be ordered in full length rolls.
  - Anti-Roost Items as needed.
  - Indexing Tube & Torpedo Level if needed.
- Feed delivery rate based on 40 lbs. per cubic foot (640 kg. per cubic meter) is approximately 17 pounds (7.7 kgs.) per minute at 358 RPM with full restrictor shaft with mash feed.

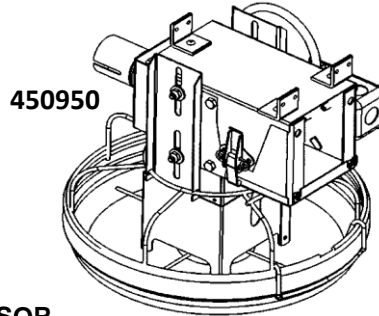
## CONTROL PANS & DIRECT DRIVE UNITS

### CONTROL PANS - MECHANICAL SWITCH

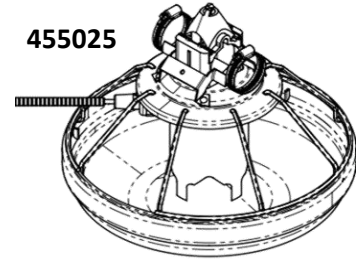
CATALOG #	ITEM DESCRIPTION	SHIP WEIGHT		LIST PRICE
		LBS.	KG.	
450950	Direct Drive End House Control Pan Unit For All Feeders - Order Motor & Gearbox Below	17.1	7.8	



455020



450950



455025

### CONTROL PANS - PROXIMITY SENSOR

CATALOG #	ITEM DESCRIPTION	SHIP WEIGHT		LIST PRICE
		LBS.	KG.	
455020	PXR Rooster End Control Feeder - 8 Spoke Plastic Grill - With Proximity Sensor	17.1	7.8	
455025	PXR Rooster End Control Feeder - 8 Spoke Wire Grill - With Proximity Sensor	17.1	7.8	
450603	End Control Motor Mount Plate With Electric Box - For Proximity Sensor Control Pans - SINGLE PHASE 60/50 HZ	17.1	7.8	
450941	End Control Motor Mount Plate With Electric Box - For Proximity Sensor Control Pans - 3-PHASE 60/50 HZ	17.1	7.8	

Note: 450603 or 450941 required for all Proximity Sensor Control Pans when used at end of feeder line.

### DIRECT DRIVE MOTOR & GEARBOX UNITS

#### 60HZ - SINGLE PHASE - 115/230V

CATALOG #	ITEM DESCRIPTION	SHIP WEIGHT		LIST PRICE
		LBS.	KG.	
460025	1/2 HP Direct Drive Motor & Gearbox - 358 RPM	38.1	17.3	
450397	1/2 HP Direct Drive Motor & Gearbox - 226 RPM	40.6	18.4	
450287	1/2 HP Direct Drive Motor & Gearbox - 657 RPM	40.6	18.4	

### DIRECT DRIVE MOTOR & GEARBOX UNITS

#### 60HZ - 3 PHASE - 208-230/460V

CATALOG #	ITEM DESCRIPTION	SHIP WEIGHT		LIST PRICE
		LBS.	KG.	
450391	1/2 HP Direct Drive Motor & Gearbox - 358 RPM	32.0	14.5	

### DIRECT DRIVE MOTOR & GEARBOX UNITS

#### 50HZ - SINGLE PHASE - 115/230V

CATALOG #	ITEM DESCRIPTION	SHIP WEIGHT		LIST PRICE
		LBS.	KG.	
450393	1/2 HP Direct Drive Motor & Gearbox - 368 RPM	35.5	16.1	

### DIRECT DRIVE MOTOR & GEARBOX UNITS

#### 50HZ - 3 PHASE - 208-230/460V OR 190/380V

CATALOG #	ITEM DESCRIPTION	SHIP WEIGHT		LIST PRICE
		LBS.	KG.	
450395	1/2 HP Direct Drive Motor & Gearbox - 368 RPM	28.8	13.1	

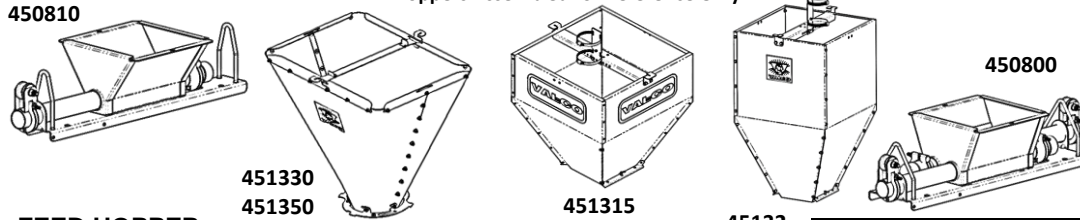
*Additional RPM speeds available for all units - call for availability, pricing & order information.*

## BOOTS - HOPPER - SCALE - WINCH - FEEDERS

### BOOTS

CATALOG #	ITEM DESCRIPTION	SHIP WEIGHT		LIST PRICE
		LBS.	KG.	
450810	Single Outlet Boot Assembly for End Fill	13.9	6.3	
450800	Double Outlet Boot Assembly for Center Fill	27.2	12.3	

Hoppers Assembled for Reference Only



### FEED HOPPER

CATALOG #	ITEM DESCRIPTION	SHIP WEIGHT		LIST PRICE
		LBS.	KG.	
451315	100 lb. Capacity Feed Hopper, Slip-In - Unassembled	27.2	12.3	
451320	200 lb. Capacity Feed Hopper, Slip-In - Unassembled	35.0	15.9	
455820	Hopper Scale Adapter Kit *Hopper must be purchased separately	2.5	1.1	
451022	100 lb. Extension for Feed Hopper - Unassembled	14.8	6.7	
450804	Cover for 100 lb. or 200 lb. Feed Hopper	9.3	4.2	
451330	150 lb. Capacity Poly Feed Hopper Kit - Ships Cone Assembled	19.7	8.9	
451350	150 lb. Capacity Poly Feed Hopper Kit - Ships Cone Flat	33.6	15.2	
451345	150 lb. Capacity Poly Feed Hopper Lid	6.3	2.9	

### ROOSTER SCALE

CATALOG #	ITEM DESCRIPTION	SHIP WEIGHT		LIST PRICE
		LBS.	KG.	
415466	350 lb. Rooster Scale With M2L Control	70.0	31.8	
415518	160 kg. Rooster Scale With Metric M2L Control	70.0	31.8	

### ROOSTER WINCH

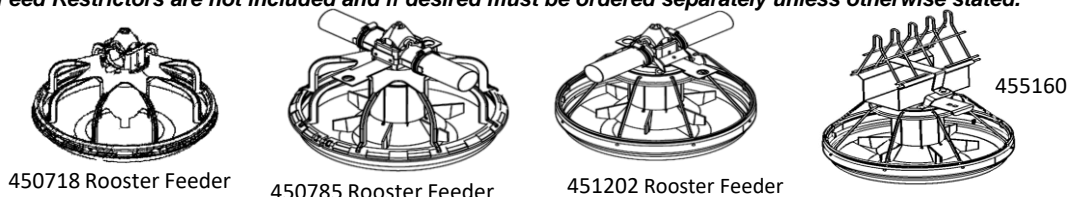
CATALOG #	ITEM DESCRIPTION	SHIP WEIGHT		LIST PRICE
		LBS.	KG.	
450250	Rooster Winch With Control & Timer	135.0	61.2	

### ROOSTER FEEDERS

CATALOG #	ITEM DESCRIPTION	SHIP WEIGHT		LIST PRICE
		LBS.	KG.	
450718	PXR Rooster Feeder - 8 Spoke Plastic Grill; PVC "flip" adjustment, no shut off	2.1	1.0	
450785	PXR Rooster - 8 Spoke plastic grill, adjustable feed level with slide shut off	1.7	0.8	
451044	PXR Rooster - 8 Spoke plastic grill, adjustable feed level <b>NO</b> shut off	1.7	0.8	
451202	PXR Rooster Feeder - 8 Spoke Wire Grill - 0 to 3 lb. (1.36kg) adjustable capacity; slide shut off	3.1	1.4	
455160	PXR Rooster Feeder - 8 Spoke Wire Grill - 0 to 3 lb. (1.36kg); adjustable capacity; slide shut off; designed to mount on chain feeder/includes all necessary hardware. <b>Includes 450594 feed restrictor.</b>	4.8	2.2	
455160-Q4	PXR Rooster Feeder - 8 Spoke Wire Grill - 0 to 3 lb. (1.36kg); adjustable capacity; slide shut off; designed to mount on chain feeder/includes all necessary hardware. <b>Includes 450594 feed restrictor.</b>	19.0	8.6	
450594	Optional feed restrictor for all rooster feeders.	0.1	0.0	

*Feeders include non-swing hardware for attachment to smooth tube w/ exception of 455160.*

**Feed Restrictors are not included and if desired must be ordered separately unless otherwise stated.**



450718 Rooster Feeder

450785 Rooster Feeder

451202 Rooster Feeder

455160

## TUBES - TUBE CLAMP & HANGER - AUGER

### SMOOTH TUBES (Tube Clamps Required)

CATALOG #	ITEM DESCRIPTION	SHIP WEIGHT		LIST PRICE
		LBS.	KG.	
450224	9' Tube - 1 Hole	6.0	2.7	
450081	9' Tube - 2 Holes	6.0	2.7	
451033	9' Tube - 3 Holes	6.0	2.7	
450145	9' Tube - 4 Holes	6.0	2.7	
451047	10' Tube - 0 Holes	8.0	3.6	
450082	10' Tube - 2 Holes	7.2	3.3	
450083	10' Tube - 3 Holes	7.2	3.3	
450084	10' Tube - 4 Holes	7.2	3.3	
450945	12' Tube - 4 Holes	8.0	3.6	
450085	12' Tube - 5 Holes	8.0	3.6	

### TUBE CLAMP & HANGERS

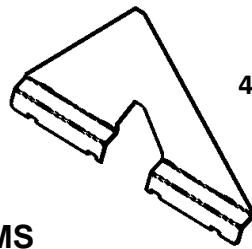
CATALOG #	ITEM DESCRIPTION	SHIP WEIGHT		LIST PRICE
		LBS.	KG.	
451040	1 3/4" Feeder Tube Clamp	0.2	0.1	
450076	Tube Hanger - Scissors Type for Smooth Tube Only	0.3	0.1	

### AUGER

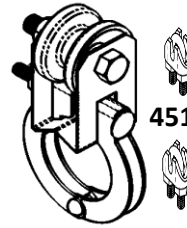
CATALOG #	ITEM DESCRIPTION	SHIP WEIGHT		LIST PRICE
		LBS.	KG.	
450450-205	205' Roll - 1.438" O.D. Auger	71.8	32.5	
450450-225	225' Roll - 1.438" O.D. Auger	78.8	35.7	
450450-245	245' Roll - 1.438" O.D. Auger	85.8	38.9	
450450-265	265' Roll - 1.438" O.D. Auger	92.8	42.1	
450450-285	285' Roll - 1.438" O.D. Auger	99.8	45.2	
450450-305	305' Roll - 1.438" O.D. Auger	106.8	48.4	
450450-325	325' Roll - 1.438" O.D. Auger	113.8	51.6	
450450-345	345' Roll - 1.438" O.D. Auger	120.8	54.8	
450450-365	365' Roll - 1.438" O.D. Auger	127.8	57.9	
450450-385	385' Roll - 1.438" O.D. Auger	134.8	61.1	
450450-405	405' Roll - 1.438" O.D. Auger	141.8	64.3	
450450-425	425' Roll - 1.438" O.D. Auger	148.8	67.5	
450450-445	445' Roll - 1.438" O.D. Auger	155.8	70.6	
450450-465	465' Roll - 1.438" O.D. Auger	162.8	73.8	
450450-485	485' Roll - 1.438" O.D. Auger	169.8	77.0	
450450-505	505' Roll - 1.438" O.D. Auger	176.8	80.2	

*Auger must be ordered in full length rolls.*

## ANTI-ROOST - TUBE INDEXING



451034



451042

### ANTI-ROOST ITEMS

CATALOG #	ITEM DESCRIPTION	SHIP WEIGHT		LIST PRICE
		LBS.	KG.	
451042	Anti-Roost Insulator Bracket Assembly with 2 Cable Clamps	0.4	0.2	
450437	Spring for Anti-Roost Shocker Wire	0.1	0.1	
VG342	1/16" Anti-Roost Wire	0.0	0.0	
VC353	1/16" Clamp for Anti-Roost Wire	0.0	0.0	
451034	FUZE / PXR Pan Anti-Roost (Need (4) 451008 per one)	0.8	0.4	
451008	1 3/4" SS Tube Clamp (4 needed for 451034)	0.1	0.0	

### TUBE INDEXING

CATALOG #	ITEM DESCRIPTION	SHIP WEIGHT		LIST PRICE
		LBS.	KG.	
450135	Indexing Gauge Carton	2.1	0.9	
450990	Torpedo Level Tube Indexing	0.2	0.1	



## 2 PANS PER 9' TUBE - SINGLE BOOT / END FILL

ITEMS TO SELECT ↓	LENGTH OF FEED LINE														
	FEET →	108	117	126	135	144	153	162	171	180	189	198	207	216	225
METERS →	33	36	39	41	44	47	49	52	55	58	60	63	66	69	71
End House Control Pan (& motor mount if Prox Sensor Control Pan is selected)	1	1	1	1	1	1	1	1	1	1	1	1	1	1	1
1/2 HP Motor & Gearbox	1	1	1	1	1	1	1	1	1	1	1	1	1	1	1
Rooster Scale	1	1	1	1	1	1	1	1	1	1	1	1	1	1	1
300# Feed Hopper	1	1	1	1	1	1	1	1	1	1	1	1	1	1	1
Single Outlet Boot	1	1	1	1	1	1	1	1	1	1	1	1	1	1	1
PXR Rooster Feeder	24	26	28	30	32	34	36	38	40	42	44	46	48	50	52
9' Tube - 2 Holes	12	13	14	15	16	17	18	19	20	21	22	23	24	25	26
1.75" Tube Clamp	10	11	12	13	13	14	15	16	17	17	18	19	20	21	21
1.75" Tube Hanger	14	15	16	17	18	19	20	21	23	24	25	26	27	28	29
1.438" OD Auger (Feet)	108	117	126	135	144	153	162	171	180	189	198	207	216	225	234
Insulator Bracket Assy	2	2	2	2	3	3	3	3	3	4	4	4	4	4	5
Spring for Anti-Roost Wire	2	2	2	2	3	3	3	3	3	4	4	4	4	4	5
1/16" Anti-Roost Wire (Feet)	130	140	150	160	170	180	190	200	200	210	220	230	240	250	260

ITEMS TO SELECT ↓	LENGTH OF FEED LINE														
	FEET →	243	252	261	270	279	288	297	306	315	324	333	342	351	360
METERS →	74	77	80	82	85	88	91	93	96	99	102	104	107	110	113
End House Control Pan (& motor mount if Prox Sensor Control Pan is selected)	1	1	1	1	1	1	1	1	1	1	1	1	1	1	1
1/2 HP Motor & Gearbox	1	1	1	1	1	1	1	1	1	1	1	1	1	1	1
Rooster Scale	1	1	1	1	1	1	1	1	1	1	1	1	1	1	1
300# Feed Hopper	1	1	1	1	1	1	1	1	1	1	1	1	1	1	1
Single Outlet Boot	54	56	58	60	62	64	66	68	70	72	74	76	78	80	82
PXR Rooster Feeder	27	28	29	30	31	32	33	34	35	36	37	38	39	40	41
9' Tube - 2 Holes	22	23	24	25	25	26	27	28	29	29	30	31	32	33	33
1.75" Tube Clamp	30	32	33	34	35	36	37	38	39	41	42	43	44	45	46
1.75" Tube Hanger	243	252	261	270	279	288	297	306	315	324	333	342	351	360	369
1.438" OD Auger (Feet)	5	5	5	5	6	6	6	6	6	7	7	7	7	7	8
Insulator Bracket Assy	5	5	5	5	6	6	6	6	6	7	7	7	7	7	8
Spring for Anti-Roost Wire	270	280	290	290	300	310	320	330	340	350	360	370	380	380	390
1/16" Anti-Roost Wire (Feet)	270	280	290	290	300	310	320	330	340	350	360	370	380	380	390

ITEMS TO SELECT ↓	LENGTH OF FEED LINE														
	FEET →	378	387	396	405	414	423	432	441	450	459	468	477	486	495
METERS →	115	118	121	124	126	129	132	135	137	140	143	145	148	151	154
End House Control Pan (& motor mount if Prox Sensor Control Pan is selected)	1	1	1	1	1	1	1	1	1	1	1	1	1	1	1
1/2 HP Motor & Gearbox	1	1	1	1	1	1	1	1	1	1	1	1	1	1	1
Rooster Scale	1	1	1	1	1	1	1	1	1	1	1	1	1	1	1
300# Feed Hopper	1	1	1	1	1	1	1	1	1	1	1	1	1	1	1
Single Outlet Boot	1	1	1	1	1	1	1	1	1	1	1	1	1	1	1
PXR Rooster Feeder	84	86	88	90	92	94	96	98	100	102	104	106	108	110	112
9' Tube - 2 Holes	42	43	44	45	46	47	48	49	50	51	52	53	54	55	56
1.75" Tube Clamp	34	35	36	37	37	38	39	40	41	41	42	43	44	45	45
1.75" Tube Hanger	47	48	50	51	52	53	54	55	56	57	59	60	61	62	63
1.438" OD Auger (Feet)	378	387	396	405	414	423	432	441	450	459	468	477	486	495	504
Insulator Bracket Assy	8	8	8	8	9	9	9	9	9	10	10	10	10	10	11
Spring for Anti-Roost Wire	8	8	8	8	9	9	9	9	9	10	10	10	10	10	11
1/16" Anti-Roost Wire (Feet)	400	410	420	430	440	450	460	470	470	480	490	500	510	520	530



## 2 PANS PER 9' TUBE - DOUBLE BOOT / CENTER FILL

ITEMS TO SELECT ↓	FEET → METERS →	LENGTH OF FEED LINE															
		198	207	216	225	234	243	252	261	270	279	288	297	306	315	324	
End House Control Pan (& motor mount if Prox Sensor Control Pan is selected)		60	63	66	69	71	74	77	80	82	85	88	91	93	96	99	
End House Control Pan (& motor mount if Prox Sensor Control Pan is selected)		2	2	2	2	2	2	2	2	2	2	2	2	2	2	2	
1/2 HP Motor & Gearbox		2	2	2	2	2	2	2	2	2	2	2	2	2	2	2	
Rooster Scale		1	1	1	1	1	1	1	1	1	1	1	1	1	1	1	
300# Feed Hopper		1	1	1	1	1	1	1	1	1	1	1	1	1	1	1	
Double Outlet Boot		1	1	1	1	1	1	1	1	1	1	1	1	1	1	1	
PXR Rooster Feeder		44	46	48	50	52	54	56	58	60	62	64	66	68	70	72	
9' Tube - 2 Holes		22	23	24	25	26	27	28	29	30	31	32	33	34	35	36	
1.75" Tube Clamp		18	19	20	21	22	23	24	25	26	25	26	27	28	29	30	
1.75" Tube Hanger		25	26	27	28	29	30	32	33	34	35	36	37	38	39	41	
1.438" OD Auger (Feet)		198	207	216	225	234	243	252	261	270	279	288	297	306	315	324	
Insulator Bracket Assy		4	4	4	4	4	4	4	4	4	6	6	6	6	6	6	
Spring for Anti-Roost Wire		4	4	4	4	4	4	4	4	4	6	6	6	6	6	6	
1/16" Anti-Roost Wire (Feet)		220	230	240	250	260	270	280	290	290	300	310	320	330	340	350	

ITEMS TO SELECT ↓	FEET → METERS →	LENGTH OF FEED LINE															
		333	342	351	360	369	378	387	396	405	414	423	432	441	450	459	
End House Control Pan (& motor mount if Prox Sensor Control Pan is selected)		102	104	107	110	113	115	118	121	124	126	129	132	135	137	140	
End House Control Pan (& motor mount if Prox Sensor Control Pan is selected)		2	2	2	2	2	2	2	2	2	2	2	2	2	2	2	
1/2 HP Motor & Gearbox		2	2	2	2	2	2	2	2	2	2	2	2	2	2	2	
Rooster Scale		1	1	1	1	1	1	1	1	1	1	1	1	1	1	1	
300# Feed Hopper		1	1	1	1	1	1	1	1	1	1	1	1	1	1	1	
Double Outlet Boot		1	1	1	1	1	1	1	1	1	1	1	1	1	1	1	
PXR Rooster Feeder		74	76	78	80	82	84	86	88	90	92	94	96	98	100	102	
9' Tube - 2 Holes		37	38	39	40	41	42	43	44	45	46	47	48	49	50	51	
1.75" Tube Clamp		31	32	33	34	33	34	35	36	37	38	39	40	41	42	41	
1.75" Tube Hanger		42	43	44	45	46	47	48	50	51	52	53	54	55	56	57	
1.438" OD Auger (Feet)		333	342	351	360	369	378	387	396	405	414	423	432	441	450	459	
Insulator Bracket Assy		6	6	6	6	8	8	8	8	8	8	8	8	8	8	10	
Spring for Anti-Roost Wire		6	6	6	6	8	8	8	8	8	8	8	8	8	8	10	
1/16" Anti-Roost Wire (Feet)		360	370	380	380	390	400	410	420	430	440	450	460	470	470	480	

ITEMS TO SELECT ↓	FEET → METERS →	LENGTH OF FEED LINE															
		468	477	486	495	504	513	522	531	540	549	558	567	576	585	594	
End House Control Pan (& motor mount if Prox Sensor Control Pan is selected)		143	145	148	151	154	156	159	162	165	167	170	173	176	178	181	
End House Control Pan (& motor mount if Prox Sensor Control Pan is selected)		2	2	2	2	2	2	2	2	2	2	2	2	2	2	2	
1/2 HP Motor & Gearbox		2	2	2	2	2	2	2	2	2	2	2	2	2	2	2	
Rooster Scale		1	1	1	1	1	1	1	1	1	1	1	1	1	1	1	
300# Feed Hopper		1	1	1	1	1	1	1	1	1	1	1	1	1	1	1	
Double Outlet Boot		1	1	1	1	1	1	1	1	1	1	1	1	1	1	1	
PXR Rooster Feeder		104	106	108	110	112	114	116	118	120	122	124	126	128	130	132	
9' Tube - 2 Holes		52	53	54	55	56	57	58	59	60	61	62	63	64	65	66	
1.75" Tube Clamp		42	43	44	45	46	47	48	49	50	49	50	51	52	53	54	
1.75" Tube Hanger		59	60	61	62	63	64	65	66	68	69	70	71	72	73	74	
1.438" OD Auger (Feet)		468	477	486	495	504	513	522	531	540	549	558	567	576	585	594	
Insulator Bracket Assy		10	10	10	10	10	10	10	10	10	12	12	12	12	12	12	
Spring for Anti-Roost Wire		10	10	10	10	10	10	10	10	10	12	12	12	12	12	12	
1/16" Anti-Roost Wire (Feet)		490	500	510	520	530	540	550	560	560	570	580	590	600	610	620	





## 2 PANS PER 10' TUBE - SINGLE BOOT / END FILL

ITEMS TO SELECT ↓	FEET → METERS →	LENGTH OF FEED LINE														
		60	70	80	90	100	110	120	130	140	150	160	170	180	190	200
End House Control Pan (& motor mount if Prox Sensor Control Pan is selected)		1	1	1	1	1	1	1	1	1	1	1	1	1	1	
1/2 HP Motor & Gearbox		1	1	1	1	1	1	1	1	1	1	1	1	1	1	
Rooster Scale		1	1	1	1	1	1	1	1	1	1	1	1	1	1	
300# Feed Hopper		1	1	1	1	1	1	1	1	1	1	1	1	1	1	
Single Outlet Boot		1	1	1	1	1	1	1	1	1	1	1	1	1	1	
PXR Rooster Feeder		12	14	16	18	20	22	24	26	28	30	32	34	36	40	
10' Tube - 2 Holes		6	7	8	9	10	11	12	13	14	15	16	17	18	20	
1.75" Tube Clamp		5	6	7	8	9	9	10	11	12	13	13	14	15	17	
1.75" Tube Hanger		8	9	10	11	13	14	15	16	18	19	20	21	23	25	
1.438" OD Auger (Feet)		60	70	80	90	100	110	120	130	140	150	160	170	180	200	
Insulator Bracket Assy		1	1	1	1	1	2	2	2	2	2	3	3	3	3	
Spring for Anti-Roost Wire		1	1	1	1	1	2	2	2	2	2	3	3	3	3	
1/16" Anti-Roost Wire (Feet)		80	90	100	110	120	130	140	150	160	170	180	190	200	220	

ITEMS TO SELECT ↓	FEET → METERS →	LENGTH OF FEED LINE														
		210	220	230	240	250	260	270	280	290	300	310	320	330	340	350
End House Control Pan (& motor mount if Prox Sensor Control Pan is selected)		1	1	1	1	1	1	1	1	1	1	1	1	1	1	
1/2 HP Motor & Gearbox		1	1	1	1	1	1	1	1	1	1	1	1	1	1	
Rooster Scale		1	1	1	1	1	1	1	1	1	1	1	1	1	1	
300# Feed Hopper		1	1	1	1	1	1	1	1	1	1	1	1	1	1	
Single Outlet Boot		1	1	1	1	1	1	1	1	1	1	1	1	1	1	
PXR Rooster Feeder		42	44	46	48	50	52	54	56	58	60	62	64	66	70	
10' Tube - 2 Holes		21	22	23	24	25	26	27	28	29	30	31	32	33	35	
1.75" Tube Clamp		17	18	19	20	21	21	22	23	24	25	25	26	27	29	
1.75" Tube Hanger		26	28	29	30	31	33	34	35	36	38	39	40	41	44	
1.438" OD Auger (Feet)		210	220	230	240	250	260	270	280	290	300	310	320	330	350	
Insulator Bracket Assy		4	4	4	4	4	5	5	5	5	5	6	6	6	6	
Spring for Anti-Roost Wire		4	4	4	4	4	5	5	5	5	5	6	6	6	6	
1/16" Anti-Roost Wire (Feet)		230	240	250	260	270	280	290	300	310	320	330	340	350	370	

ITEMS TO SELECT ↓	FEET → METERS →	LENGTH OF FEED LINE														
		360	370	380	390	400	410	420	430	440	450	460	470	480	490	500
End House Control Pan (& motor mount if Prox Sensor Control Pan is selected)		1	1	1	1	1	1	1	1	1	1	1	1	1	1	
1/2 HP Motor & Gearbox		1	1	1	1	1	1	1	1	1	1	1	1	1	1	
Rooster Scale		1	1	1	1	1	1	1	1	1	1	1	1	1	1	
300# Feed Hopper		1	1	1	1	1	1	1	1	1	1	1	1	1	1	
Single Outlet Boot		1	1	1	1	1	1	1	1	1	1	1	1	1	1	
PXR Rooster Feeder		72	74	76	78	80	82	84	86	88	90	92	94	96	100	
10' Tube - 2 Holes		36	37	38	39	40	41	42	43	44	45	46	47	48	50	
1.75" Tube Clamp		29	30	31	32	33	33	34	35	36	37	37	38	39	41	
1.75" Tube Hanger		45	46	48	49	50	51	53	54	55	56	58	59	60	63	
1.438" OD Auger (Feet)		360	370	380	390	400	410	420	430	440	450	460	470	480	500	
Insulator Bracket Assy		7	7	7	7	7	8	8	8	8	8	9	9	9	9	
Spring for Anti-Roost Wire		7	7	7	7	7	8	8	8	8	8	9	9	9	9	
1/16" Anti-Roost Wire (Feet)		380	390	400	410	420	430	440	450	460	470	480	490	500	520	

## 2 PANS PER 10' TUBE - DOUBLE BOOT / CENTER FILL

ITEMS TO SELECT ↓	FEET → METERS →	LENGTH OF FEED LINE														
		160	170	180	190	200	210	220	230	240	250	260	270	280	290	300
End House Control Pan (& motor mount if Prox Sensor Control Pan is selected)		2	2	2	2	2	2	2	2	2	2	2	2	2	2	
1/2 HP Motor & Gearbox		2	2	2	2	2	2	2	2	2	2	2	2	2	2	
Rooster Scale		1	1	1	1	1	1	1	1	1	1	1	1	1	1	
300# Feed Hopper		1	1	1	1	1	1	1	1	1	1	1	1	1	1	
Double Outlet Boot		1	1	1	1	1	1	1	1	1	1	1	1	1	1	
PXR Rooster Feeder		32	34	36	38	40	42	44	46	48	50	52	54	56	58	60
10' Tube - 2 Holes		16	17	18	19	20	21	22	23	24	25	26	27	28	29	30
1.75" Tube Clamp		14	15	16	17	18	17	18	19	20	21	22	23	24	25	26
1.75" Tube Hanger		20	21	23	24	25	26	28	29	30	31	33	34	35	36	38
1.438" OD Auger (Feet)		160	170	180	190	200	210	220	230	240	250	260	270	280	290	300
Insulator Bracket Assy		2	2	2	2	2	4	4	4	4	4	4	4	4	4	4
Spring for Anti-Roost Wire		2	2	2	2	2	4	4	4	4	4	4	4	4	4	4
1/16" Anti-Roost Wire (Feet)		180	190	200	210	220	230	240	250	260	270	280	290	300	310	320

ITEMS TO SELECT ↓	FEET → METERS →	LENGTH OF FEED LINE														
		310	320	330	340	350	360	370	380	390	400	410	420	430	440	450
End House Control Pan (& motor mount if Prox Sensor Control Pan is selected)		2	2	2	2	2	2	2	2	2	2	2	2	2	2	2
1/2 HP Motor & Gearbox		2	2	2	2	2	2	2	2	2	2	2	2	2	2	2
Rooster Scale		1	1	1	1	1	1	1	1	1	1	1	1	1	1	1
300# Feed Hopper		1	1	1	1	1	1	1	1	1	1	1	1	1	1	1
Double Outlet Boot		1	1	1	1	1	1	1	1	1	1	1	1	1	1	1
PXR Rooster Feeder		62	64	66	68	70	72	74	76	78	80	82	84	86	88	90
10' Tube - 2 Holes		31	32	33	34	35	36	37	38	39	40	41	42	43	44	45
1.75" Tube Clamp		25	26	27	28	29	30	31	32	33	34	33	34	35	36	37
1.75" Tube Hanger		39	40	41	43	44	45	46	48	49	50	51	53	54	55	56
1.438" OD Auger (Feet)		310	320	330	340	350	360	370	380	390	400	410	420	430	440	450
Insulator Bracket Assy		6	6	6	6	6	6	6	6	6	6	8	8	8	8	8
Spring for Anti-Roost Wire		6	6	6	6	6	6	6	6	6	6	8	8	8	8	8
1/16" Anti-Roost Wire (Feet)		330	340	350	360	370	380	390	400	410	420	430	440	450	460	470

ITEMS TO SELECT ↓	FEET → METERS →	LENGTH OF FEED LINE														
		460	470	480	490	500	510	520	530	540	550	560	570	580	590	600
End House Control Pan (& motor mount if Prox Sensor Control Pan is selected)		2	2	2	2	2	2	2	2	2	2	2	2	2	2	2
1/2 HP Motor & Gearbox		2	2	2	2	2	2	2	2	2	2	2	2	2	2	2
Rooster Scale		1	1	1	1	1	1	1	1	1	1	1	1	1	1	1
300# Feed Hopper		1	1	1	1	1	1	1	1	1	1	1	1	1	1	1
Double Outlet Boot		1	1	1	1	1	1	1	1	1	1	1	1	1	1	1
PXR Rooster Feeder		92	94	96	98	100	102	104	106	108	110	112	114	116	118	120
10' Tube - 2 Holes		46	47	48	49	50	51	52	53	54	55	56	57	58	59	60
1.75" Tube Clamp		38	39	40	41	42	41	42	43	44	45	46	47	48	49	50
1.75" Tube Hanger		58	59	60	61	63	64	65	66	68	69	70	71	73	74	75
1.438" OD Auger (Feet)		460	470	480	490	500	510	520	530	540	550	560	570	580	590	600
Insulator Bracket Assy		8	8	8	8	8	10	10	10	10	10	10	10	10	10	10
Spring for Anti-Roost Wire		8	8	8	8	8	10	10	10	10	10	10	10	10	10	10
1/16" Anti-Roost Wire (Feet)		480	490	500	510	520	530	540	550	560	570	580	590	600	610	620



### 3 PANS PER 10' TUBE - SINGLE BOOT / END FILL

ITEMS TO SELECT ↓			LENGTH OF FEED LINE														
	FEET →	METERS →	60	70	80	90	100	110	120	130	140	150	160	170	180	190	200
End House Control Pan (& motor mount if Prox Sensor Control Pan is selected)			1	1	1	1	1	1	1	1	1	1	1	1	1	1	1
1/2 HP Motor & Gearbox			1	1	1	1	1	1	1	1	1	1	1	1	1	1	1
Rooster Scale			1	1	1	1	1	1	1	1	1	1	1	1	1	1	1
300# Feed Hopper			1	1	1	1	1	1	1	1	1	1	1	1	1	1	1
Single Outlet Boot			1	1	1	1	1	1	1	1	1	1	1	1	1	1	1
PXR Rooster Feeder			18	21	24	27	30	33	36	39	42	45	48	51	54	57	60
10' Tube - 3 Holes			6	7	8	9	10	11	12	13	14	15	16	17	18	19	20
1.75" Tube Clamp			5	6	7	8	9	9	10	11	12	13	13	14	15	16	17
1.75" Tube Hanger			8	9	10	11	13	14	15	16	18	19	20	21	23	24	25
1.438" OD Auger (Feet)			60	70	80	90	100	110	120	130	140	150	160	170	180	190	200
Insulator Bracket Assy			1	1	1	1	1	2	2	2	2	2	3	3	3	3	3
Spring for Anti-Roost Wire			1	1	1	1	1	2	2	2	2	2	3	3	3	3	3
1/16" Anti-Roost Wire (Feet)			80	90	100	110	120	130	140	150	160	170	180	190	200	210	220

ITEMS TO SELECT ↓			LENGTH OF FEED LINE														
	FEET →	METERS →	210	220	230	240	250	260	270	280	290	300	310	320	330	340	350
End House Control Pan (& motor mount if Prox Sensor Control Pan is selected)			1	1	1	1	1	1	1	1	1	1	1	1	1	1	1
1/2 HP Motor & Gearbox			1	1	1	1	1	1	1	1	1	1	1	1	1	1	1
Rooster Scale			1	1	1	1	1	1	1	1	1	1	1	1	1	1	1
300# Feed Hopper			1	1	1	1	1	1	1	1	1	1	1	1	1	1	1
Single Outlet Boot			1	1	1	1	1	1	1	1	1	1	1	1	1	1	1
PXR Rooster Feeder			63	66	69	72	75	78	81	84	87	90	93	96	99	102	105
10' Tube - 3 Holes			21	22	23	24	25	26	27	28	29	30	31	32	33	34	35
1.75" Tube Clamp			17	18	19	20	21	21	22	23	24	25	25	26	27	28	29
1.75" Tube Hanger			26	28	29	30	31	33	34	35	36	38	39	40	41	43	44
1.438" OD Auger (Feet)			210	220	230	240	250	260	270	280	290	300	310	320	330	340	350
Insulator Bracket Assy			4	4	4	4	4	5	5	5	5	5	6	6	6	6	6
Spring for Anti-Roost Wire			4	4	4	4	4	5	5	5	5	5	6	6	6	6	6
1/16" Anti-Roost Wire (Feet)			230	240	250	260	270	280	290	300	310	320	330	340	350	360	370

ITEMS TO SELECT ↓			LENGTH OF FEED LINE														
	FEET →	METERS →	360	370	380	390	400	410	420	430	440	450	460	470	480	490	500
End House Control Pan (& motor mount if Prox Sensor Control Pan is selected)			1	1	1	1	1	1	1	1	1	1	1	1	1	1	1
1/2 HP Motor & Gearbox			1	1	1	1	1	1	1	1	1	1	1	1	1	1	1
Rooster Scale			1	1	1	1	1	1	1	1	1	1	1	1	1	1	1
300# Feed Hopper			1	1	1	1	1	1	1	1	1	1	1	1	1	1	1
Single Outlet Boot			1	1	1	1	1	1	1	1	1	1	1	1	1	1	1
PXR Rooster Feeder			108	111	114	117	120	123	126	129	132	135	138	141	144	147	150
10' Tube - 3 Holes			36	37	38	39	40	41	42	43	44	45	46	47	48	49	50
1.75" Tube Clamp			29	30	31	32	33	33	34	35	36	37	37	38	39	40	41
1.75" Tube Hanger			45	46	48	49	50	51	53	54	55	56	58	59	60	61	63
1.438" OD Auger (Feet)			360	370	380	390	400	410	420	430	440	450	460	470	480	490	500
Insulator Bracket Assy			7	7	7	7	7	8	8	8	8	8	9	9	9	9	9
Spring for Anti-Roost Wire			7	7	7	7	7	8	8	8	8	8	9	9	9	9	9
1/16" Anti-Roost Wire (Feet)			380	390	400	410	420	430	440	450	460	470	480	490	500	510	520



### 3 PANS PER 10' TUBE - DOUBLE BOOT / CENTER FILL

ITEMS TO SELECT ↓	FEET → METERS →	LENGTH OF FEED LINE														
		160	170	180	190	200	210	220	230	240	250	260	270	280	290	300
End House Control Pan (& motor mount if Prox Sensor Control Pan is selected)		49	52	55	58	61	64	67	70	73	76	79	82	85	88	92
1/2 HP Motor & Gearbox		2	2	2	2	2	2	2	2	2	2	2	2	2	2	0
Rooster Scale		1	1	1	1	1	1	1	1	1	1	1	1	1	1	1
300# Feed Hopper		1	1	1	1	1	1	1	1	1	1	1	1	1	1	1
Double Outlet Boot		1	1	1	1	1	1	1	1	1	1	1	1	1	1	1
PXR Rooster Feeder		48	51	54	57	60	63	66	69	72	75	78	81	84	87	90
10' Tube - 3 Holes		16	17	18	19	20	21	22	23	24	25	26	27	28	29	30
1.75" Tube Clamp		14	15	16	17	18	17	18	19	20	21	22	23	24	25	26
1.75" Tube Hanger		20	21	23	24	25	26	28	29	30	31	33	34	35	36	38
1.438" OD Auger (Feet)		160	170	180	190	200	210	220	230	240	250	260	270	280	290	300
Insulator Bracket Assy		2	2	2	2	2	4	4	4	4	4	4	4	4	4	4
Spring for Anti-Roost Wire		2	2	2	2	2	4	4	4	4	4	4	4	4	4	4
1/16" Anti-Roost Wire (Feet)		180	190	200	210	220	230	240	250	260	270	280	290	300	310	320

ITEMS TO SELECT ↓	FEET → METERS →	LENGTH OF FEED LINE														
		310	320	330	340	350	360	370	380	390	400	410	420	430	440	450
End House Control Pan (& motor mount if Prox Sensor Control Pan is selected)		95	98	101	104	107	110	113	116	119	122	125	128	131	134	137
1/2 HP Motor & Gearbox		2	2	2	2	2	2	2	2	2	2	2	2	2	2	2
Rooster Scale		1	1	1	1	1	1	1	1	1	1	1	1	1	1	1
300# Feed Hopper		1	1	1	1	1	1	1	1	1	1	1	1	1	1	1
Double Outlet Boot		1	1	1	1	1	1	1	1	1	1	1	1	1	1	1
PXR Rooster Feeder		93	96	99	102	105	108	111	114	117	120	123	126	129	132	135
10' Tube - 3 Holes		31	32	33	34	35	36	37	38	39	40	41	42	43	44	45
1.75" Tube Clamp		25	26	27	28	29	30	31	32	33	34	33	34	35	36	37
1.75" Tube Hanger		39	40	41	43	44	45	46	48	49	50	51	53	54	55	56
1.438" OD Auger (Feet)		310	320	330	340	350	360	370	380	390	400	410	420	430	440	450
Insulator Bracket Assy		6	6	6	6	6	6	6	6	6	6	8	8	8	8	8
Spring for Anti-Roost Wire		6	6	6	6	6	6	6	6	6	6	8	8	8	8	8
1/16" Anti-Roost Wire (Feet)		330	340	350	360	370	380	390	400	410	420	430	440	450	460	470

ITEMS TO SELECT ↓	FEET → METERS →	LENGTH OF FEED LINE														
		460	470	480	490	500	510	520	530	540	550	560	570	580	590	600
End House Control Pan (& motor mount if Prox Sensor Control Pan is selected)		140	143	146	149	153	156	159	162	165	168	171	174	177	180	183
1/2 HP Motor & Gearbox		2	2	2	2	2	2	2	2	2	2	2	2	2	2	2
Rooster Scale		1	1	1	1	1	1	1	1	1	1	1	1	1	1	1
300# Feed Hopper		1	1	1	1	1	1	1	1	1	1	1	1	1	1	1
Double Outlet Boot		1	1	1	1	1	1	1	1	1	1	1	1	1	1	1
PXR Rooster Feeder		138	141	144	147	150	153	156	159	162	165	168	171	174	177	180
10' Tube - 3 Holes		46	47	48	49	50	51	52	53	54	55	56	57	58	59	60
1.75" Tube Clamp		38	39	40	41	42	41	42	43	44	45	46	47	48	49	50
1.75" Tube Hanger		58	59	60	61	63	64	65	66	68	69	70	71	73	74	75
1.438" OD Auger (Feet)		460	470	480	490	500	510	520	530	540	550	560	570	580	590	600
Insulator Bracket Assy		8	8	8	8	8	10	10	10	10	10	10	10	10	10	10
Spring for Anti-Roost Wire		8	8	8	8	8	10	10	10	10	10	10	10	10	10	10
1/16" Anti-Roost Wire (Feet)		480	490	500	510	520	530	540	550	560	570	580	590	600	610	620



### 4 PANS PER 10' TUBE - SINGLE BOOT / END FILL

ITEMS TO SELECT ↓			LENGTH OF FEED LINE															
	FEET →	METERS →	60	70	80	90	100	110	120	130	140	150	160	170	180	190	200	
End House Control Pan (& motor mount if Prox Sensor Control Pan is selected)			1	1	1	1	1	1	1	1	1	1	1	1	1	1	1	
1/2 HP Motor & Gearbox			1	1	1	1	1	1	1	1	1	1	1	1	1	1	1	
Rooster Scale			1	1	1	1	1	1	1	1	1	1	1	1	1	1	1	
300# Feed Hopper			1	1	1	1	1	1	1	1	1	1	1	1	1	1	1	
Single Outlet Boot			1	1	1	1	1	1	1	1	1	1	1	1	1	1	1	
PXR Rooster Feeder			24	28	32	36	40	44	48	52	56	60	64	68	72	76	80	
10' Tube - 4 Holes			6	7	8	9	10	11	12	13	14	15	16	17	18	19	20	
1.75" Tube Clamp			5	6	7	8	9	9	10	11	12	13	13	14	15	16	17	
1.75" Tube Hanger			8	9	10	11	13	14	15	16	18	19	20	21	23	24	25	
1.438" OD Auger (Feet)			60	70	80	90	100	110	120	130	140	150	160	170	180	190	200	
Insulator Bracket Assy			1	1	1	1	1	2	2	2	2	2	3	3	3	3	3	
Spring for Anti-Roost Wire			1	1	1	1	1	2	2	2	2	2	3	3	3	3	3	
1/16" Anti-Roost Wire (Feet)			80	90	100	110	120	130	140	150	160	170	180	190	200	210	220	

ITEMS TO SELECT ↓			LENGTH OF FEED LINE															
	FEET →	METERS →	210	220	230	240	250	260	270	280	290	300	310	320	330	340	350	
End House Control Pan (& motor mount if Prox Sensor Control Pan is selected)			1	1	1	1	1	1	1	1	1	1	1	1	1	1	1	
1/2 HP Motor & Gearbox			1	1	1	1	1	1	1	1	1	1	1	1	1	1	1	
Rooster Scale			1	1	1	1	1	1	1	1	1	1	1	1	1	1	1	
300# Feed Hopper			1	1	1	1	1	1	1	1	1	1	1	1	1	1	1	
Single Outlet Boot			1	1	1	1	1	1	1	1	1	1	1	1	1	1	1	
PXR Rooster Feeder			84	88	92	96	100	104	108	112	116	120	124	128	132	136	140	
10' Tube - 4 Holes			21	22	23	24	25	26	27	28	29	30	31	32	33	34	35	
1.75" Tube Clamp			17	18	19	20	21	21	22	23	24	25	25	26	27	28	29	
1.75" Tube Hanger			26	28	29	30	31	33	34	35	36	38	39	40	41	43	44	
1.438" OD Auger (Feet)			210	220	230	240	250	260	270	280	290	300	310	320	330	340	350	
Insulator Bracket Assy			4	4	4	4	4	5	5	5	5	5	6	6	6	6	6	
Spring for Anti-Roost Wire			4	4	4	4	4	5	5	5	5	5	6	6	6	6	6	
1/16" Anti-Roost Wire (Feet)			230	240	250	260	270	280	290	300	310	320	330	340	350	360	370	

ITEMS TO SELECT ↓			LENGTH OF FEED LINE															
	FEET →	METERS →	360	370	380	390	400	410	420	430	440	450	460	470	480	490	500	
End House Control Pan (& motor mount if Prox Sensor Control Pan is selected)			1	1	1	1	1	1	1	1	1	1	1	1	1	1	1	
1/2 HP Motor & Gearbox			1	1	1	1	1	1	1	1	1	1	1	1	1	1	1	
Rooster Scale			1	1	1	1	1	1	1	1	1	1	1	1	1	1	1	
300# Feed Hopper			1	1	1	1	1	1	1	1	1	1	1	1	1	1	1	
Single Outlet Boot			1	1	1	1	1	1	1	1	1	1	1	1	1	1	1	
PXR Rooster Feeder			144	148	152	156	160	164	168	172	176	180	184	188	192	196	200	
10' Tube - 4 Holes			36	37	38	39	40	41	42	43	44	45	46	47	48	49	50	
1.75" Tube Clamp			29	30	31	32	33	33	34	35	36	37	37	38	39	40	41	
1.75" Tube Hanger			45	46	48	49	50	51	53	54	55	56	58	59	60	61	63	
1.438" OD Auger (Feet)			360	370	380	390	400	410	420	430	440	450	460	470	480	490	500	
Insulator Bracket Assy			7	7	7	7	7	8	8	8	8	8	9	9	9	9	9	
Spring for Anti-Roost Wire			7	7	7	7	7	8	8	8	8	8	9	9	9	9	9	
1/16" Anti-Roost Wire (Feet)			380	390	400	410	420	430	440	450	460	470	480	490	500	510	520	



### 4 PANS PER 10' TUBE - DOUBLE BOOT / CENTER FILL

ITEMS TO SELECT ↓	FEET → METERS →	LENGTH OF FEED LINE														
		160	170	180	190	200	210	220	230	240	250	260	270	280	290	300
End House Control Pan (& motor mount if Prox Sensor Control Pan is selected)		49	52	55	58	61	64	67	70	73	76	79	82	85	88	92
1/2 HP Motor & Gearbox		2	2	2	2	2	2	2	2	2	2	2	2	2	2	2
Rooster Scale		1	1	1	1	1	1	1	1	1	1	1	1	1	1	1
300# Feed Hopper		1	1	1	1	1	1	1	1	1	1	1	1	1	1	1
Double Outlet Boot		1	1	1	1	1	1	1	1	1	1	1	1	1	1	1
PXR Rooster Feeder		64	68	72	76	80	84	88	92	96	100	104	108	112	116	120
10' Tube - 4 Holes		16	17	18	19	20	21	22	23	24	25	26	27	28	29	30
1.75" Tube Clamp		14	15	16	17	18	17	18	19	20	21	22	23	24	25	26
1.75" Tube Hanger		20	21	23	24	25	26	28	29	30	31	33	34	35	36	38
1.438" OD Auger (Feet)		160	170	180	190	200	210	220	230	240	250	260	270	280	290	300
Insulator Bracket Assy		2	2	2	2	2	4	4	4	4	4	4	4	4	4	4
Spring for Anti-Roost Wire		2	2	2	2	2	4	4	4	4	4	4	4	4	4	4
1/16" Anti-Roost Wire (Feet)		180	190	200	210	220	230	240	250	260	270	280	290	300	310	320

ITEMS TO SELECT ↓	FEET → METERS →	LENGTH OF FEED LINE														
		310	320	330	340	350	360	370	380	390	400	410	420	430	440	450
End House Control Pan (& motor mount if Prox Sensor Control Pan is selected)		95	98	101	104	107	110	113	116	119	122	125	128	131	134	137
1/2 HP Motor & Gearbox		2	2	2	2	2	2	2	2	2	2	2	2	2	2	2
Rooster Scale		1	1	1	1	1	1	1	1	1	1	1	1	1	1	1
300# Feed Hopper		1	1	1	1	1	1	1	1	1	1	1	1	1	1	1
Double Outlet Boot		1	1	1	1	1	1	1	1	1	1	1	1	1	1	1
PXR Rooster Feeder		124	128	132	136	140	144	148	152	156	160	164	168	172	176	180
10' Tube - 4 Holes		31	32	33	34	35	36	37	38	39	40	41	42	43	44	45
1.75" Tube Clamp		25	26	27	28	29	30	31	32	33	34	33	34	35	36	37
1.75" Tube Hanger		39	40	41	43	44	45	46	48	49	50	51	53	54	55	56
1.438" OD Auger (Feet)		310	320	330	340	350	360	370	380	390	400	410	420	430	440	450
Insulator Bracket Assy		6	6	6	6	6	6	6	6	6	6	8	8	8	8	8
Spring for Anti-Roost Wire		6	6	6	6	6	6	6	6	6	6	8	8	8	8	8
1/16" Anti-Roost Wire (Feet)		330	340	350	360	370	380	390	400	410	420	430	440	450	460	470

ITEMS TO SELECT ↓	FEET → METERS →	LENGTH OF FEED LINE														
		460	470	480	490	500	510	520	530	540	550	560	570	580	590	600
End House Control Pan (& motor mount if Prox Sensor Control Pan is selected)		140	143	146	149	153	156	159	162	165	168	171	174	177	180	183
1/2 HP Motor & Gearbox		2	2	2	2	2	2	2	2	2	2	2	2	2	2	2
Rooster Scale		1	1	1	1	1	1	1	1	1	1	1	1	1	1	1
300# Feed Hopper		1	1	1	1	1	1	1	1	1	1	1	1	1	1	1
Double Outlet Boot		1	1	1	1	1	1	1	1	1	1	1	1	1	1	1
PXR Rooster Feeder		184	188	192	196	200	204	208	212	216	220	224	228	232	236	240
10' Tube - 4 Holes		46	47	48	49	50	51	52	53	54	55	56	57	58	59	60
1.75" Tube Clamp		38	39	40	41	42	41	42	43	44	45	46	47	48	49	50
1.75" Tube Hanger		58	59	60	61	63	64	65	66	68	69	70	71	73	74	75
1.438" OD Auger (Feet)		460	470	480	490	500	510	520	530	540	550	560	570	580	590	600
Insulator Bracket Assy		8	8	8	8	8	10	10	10	10	10	10	10	10	10	10
Spring for Anti-Roost Wire		8	8	8	8	8	10	10	10	10	10	10	10	10	10	10
1/16" Anti-Roost Wire (Feet)		480	490	500	510	520	530	540	550	560	570	580	590	600	610	620